





## UPPER PENINSULA ROADWAY INJURY EXPERIENCE FOR PERSONS WHO HAD BEEN DRINKING AND/OR USING DRUGS

Alcohol and/or drug use affects the judgment and behavior of persons in addition to motor vehicle drivers. Consider the experience of impaired bicyclists, pedestrians, motorcyclists, snowmobilers, and ORV/ATV riders when looking at crash statistics.


<b>BICYCLIST</b>	Total	In Crash				Bicyclist			
		Drinking Only	Drug Only	Both	Total	Drinking Only	Drug Only	Both	Total
Killed	0	0	0	0	0	0	0	0	0
Injured	48	0	1	0	1	0	1	0	1
In Crashes	61	1	1	0	2	1	1	0	2


<b>PEDESTRIAN</b>	Total	In Crash				Pedestrian			
		Drinking Only	Drug Only	Both	Total	Drinking Only	Drug Only	Both	Total
Killed	4	1	0	1	2	1	0	1	2
Injured	51	3	0	0	3	2	0	0	2
In Crashes	61	5	0	1	6	3	0	1	4


<b>MOTORCYCLIST</b>	Total	In Crash				Motorcyclist			
		Drinking Only	Drug Only	Both	Total	Drinking Only	Drug Only	Both	Total
Killed	4	0	0	2	2	0	0	2	2
Injured	104	2	0	2	4	1	0	2	3
In Crashes	153	2	0	4	6	1	0	4	5


<b>SNOWMOBILER</b>	Total	In Crash				Snowmobiler			
		Drinking Only	Drug Only	Both	Total	Drinking Only	Drug Only	Both	Total
Killed	0	0	0	0	0	0	0	0	0
Injured	39	6	0	0	6	6	0	0	6
In Crashes	53	8	0	0	8	8	0	0	8

<b>ORV/ATV RIDER</b>	Total	In Crash				ORV/ATV Rider			
		Drinking Only	Drug Only	Both	Total	Drinking Only	Drug Only	Both	Total
Killed	5	4	0	0	4	4	0	0	4
Injured	63	17	0	3	20	17	0	3	20
In Crashes	84	24	0	3	27	24	0	3	27

<b>DRIVER</b>	Total	In Crash				Driver			
		Drinking Only	Drug Only	Both	Total	Drinking Only	Drug Only	Both	Total
Killed	32	13	0	2	15	13	0	2	15
Injured	1,648	195	15	12	222	172	12	10	194
In Crashes	16,379	657	34	32	723	498	26	25	549



NOTE: These crashes involve a motor vehicle in transport on a public trafficway (in Michigan) and result in injury, death, or at least \$1,000 in property damage.