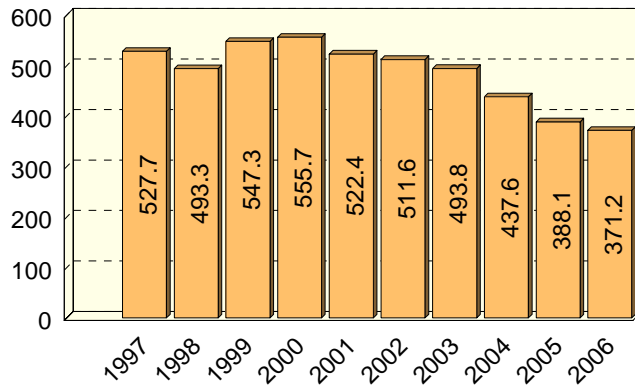




10 YEAR

UPPER PENINSULA TOTAL CRASH RATE

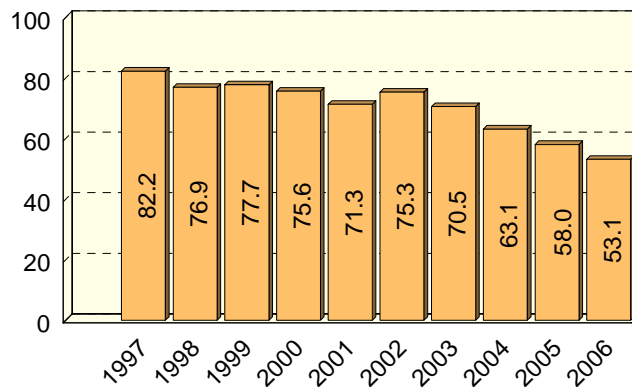
All Crashes Per 100 Million Vehicle Miles



The ten-year total crash rate for the Upper Peninsula peaked in 2000 at 555.7, then decreased by 33.2 percent to 371.2 in 2006.

UPPER PENINSULA PERSONAL INJURY CRASH RATE

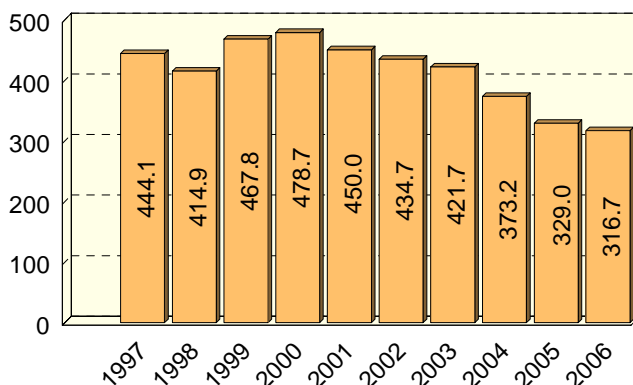
Injury Crashes Per 100 Million Vehicle Miles



In the Upper Peninsula, the 53.1 personal injury crash rate in 2006 is a 35.4 percent decrease from 1997.

UPPER PENINSULA PROPERTY DAMAGE CRASH RATE

Property Damage Crashes Per 100 Million Vehicle Miles



The 316.7 property damage crash rate for the Upper Peninsula in 2006 is a 28.7 percent decrease from 1997.