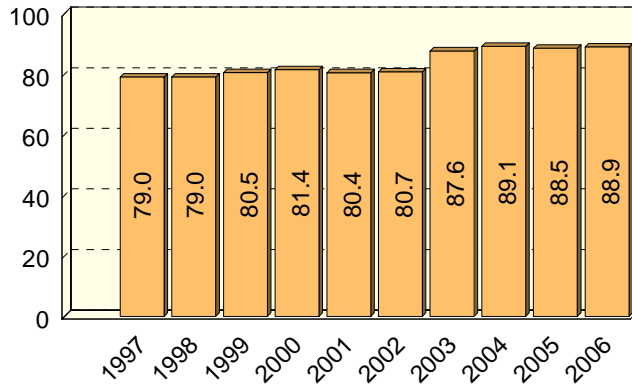




10 YEAR TRENDS (continued)

UPPER PENINSULA RESTRAINT USAGE

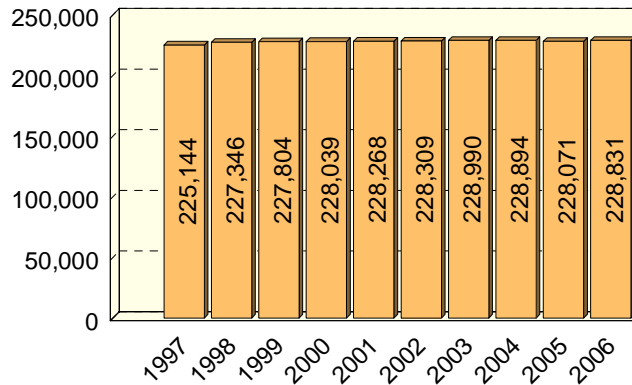
Annual Percentage of Occupants Restrained



The percentage of motor vehicle occupants using restraints as reported by police in traffic crashes increased dramatically following implementation of safety belt use law in July 1985. Restraint usage has increased 12.5 percent over the last ten years in the Upper Peninsula.

UPPER PENINSULA DRIVERS

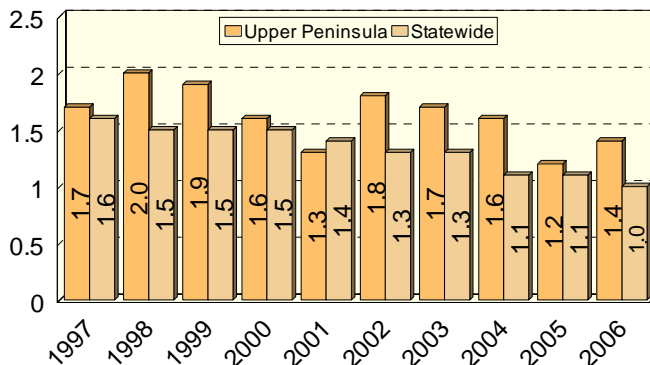
Licensed Drivers



There were 228,831 licensed drivers on Upper Peninsula roadways in 2006, a 1.6 percent increase from 1997.

UPPER PENINSULA MILEAGE DEATH RATE

Deaths Per 100 Million Vehicle Miles



The 1.4 death rate for the Upper Peninsula in 2006 is a 17.6 percent decrease from 1.7 in 1997.