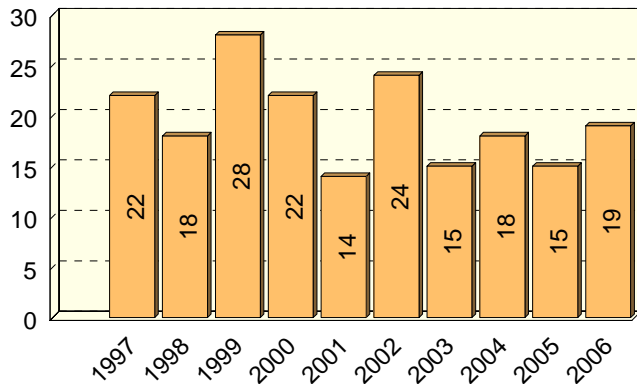




**10
YEAR**

UPPER PENINSULA HBD FATALITIES

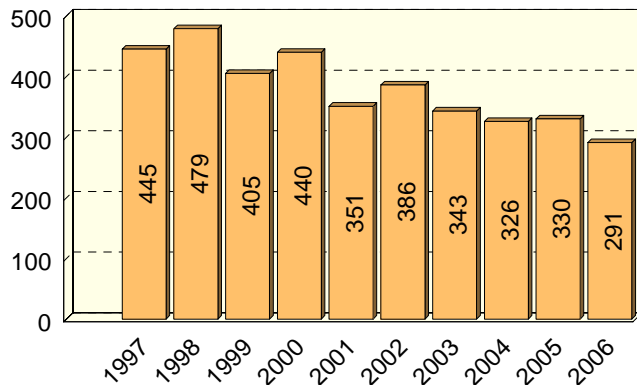
Number of HBD Fatalities



There were 19 deaths in alcohol-related crashes in the Upper Peninsula in 2006, down 13.6 percent from 1997.

UPPER PENINSULA HBD INJURIES

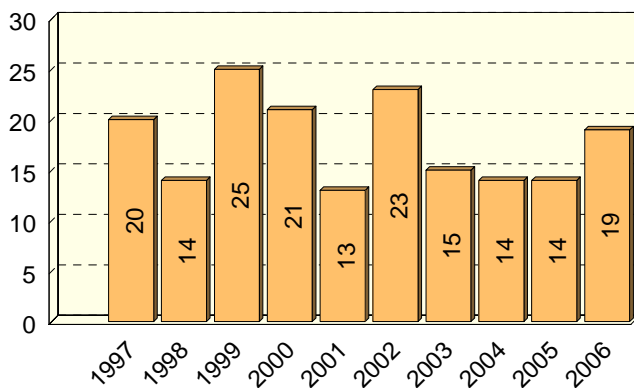
Number of HBD Injuries



HBD injuries have generally decreased over the last ten years in the Upper Peninsula. In 2006, there were 291 injuries in crashes where the operator had been drinking (HBD), down 34.6 percent from 1997.

UPPER PENINSULA HBD FATAL CRASHES

Number of HBD Fatal Crashes



In the Upper Peninsula during 2006, there were 19 fatal crashes where the operator had been drinking (HBD), down 5.0 percent from 1997.