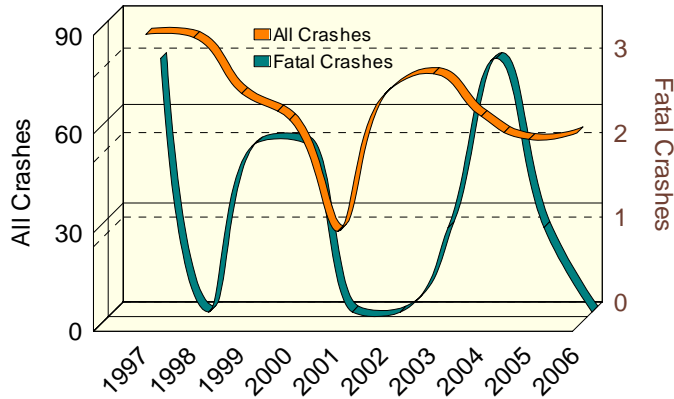




10 YEAR TRENDS (continued)

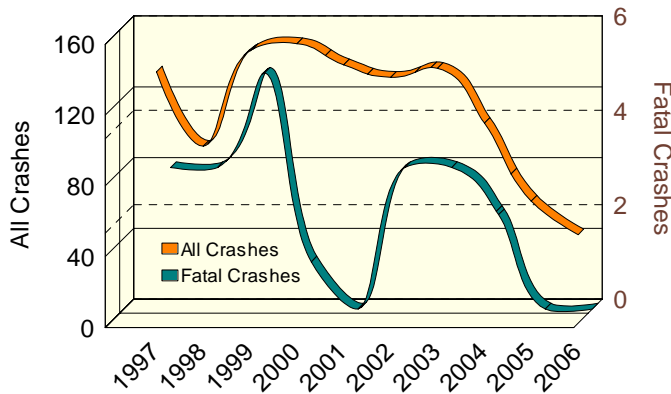
UPPER PENINSULA BICYCLES

Number in All and Fatal Crashes



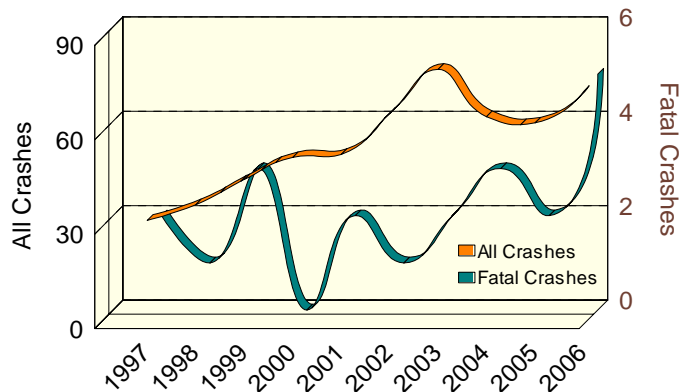
UPPER PENINSULA SNOWMOBILES on roadway

Number in All and Fatal Crashes



UPPER PENINSULA ORV/ATV's on roadway

Number in All and Fatal Crashes





**10
YEAR**

UPPER PENINSULA BICYCLES		
	All Crashes	Fatal Crashes
1997	89	3
1998	88	0
1999	71	2
2000	63	2
2001	29	0
2002	71	0
2003	77	1
2004	64	3
2005	57	1
2006	59	0

There were 59 bicycles involved in Upper Peninsula crashes in 2006, down 33.7 percent from 1997.

UPPER PENINSULA SNOWMOBILES on Michigan roadways		
	All Crashes	Fatal Crashes
1997	142	3
1998	100	3
1999	154	5
2000	158	1
2001	146	0
2002	139	3
2003	144	3
2004	113	2
2005	69	0
2006	50	0

There were 50 snowmobiles in all crashes in the Upper Peninsula in 2006, down 64.8 percent from 1997.

UPPER PENINSULA ORV/ATV's on Michigan roadways		
	All Crashes	Fatal Crashes
1997	33	2
1998	38	1
1999	46	3
2000	53	0
2001	54	2
2002	67	1
2003	81	2
2004	66	3
2005	64	2
2006	74	5

The number of ORV/ATV's involved in all crashes on Upper Peninsula public roadways has increased 124.2 percent over the ten-year period.