





UPPER PENINSULA ROADWAY INJURY EXPERIENCE FOR PERSONS WHO HAD BEEN DRINKING AND/OR USING DRUGS

Alcohol and/or drug use affects the judgment and behavior of persons in addition to motor vehicle drivers. Consider the experience of impaired bicyclists, pedestrians, motorcyclists, snowmobilers, and ORV/ATV riders when looking at crash statistics.


BICYCLIST	Total	In Crash				Bicyclist			
		Drinking Only	Drug Only	Both	Total	Drinking Only	Drug Only	Both	Total
Killed	1	0	0	0	0	0	0	0	0
Injured	48	1	0	1	2	0	0	1	1
In Crashes	58	1	0	1	2	0	0	1	1




PEDESTRIAN	Total	In Crash				Pedestrian			
		Drinking Only	Drug Only	Both	Total	Drinking Only	Drug Only	Both	Total
Killed	2	1	0	0	1	0	0	0	0
Injured	47	8	0	0	8	6	0	0	6
In Crashes	53	12	0	0	12	6	0	0	6




MOTORCYCLIST	Total	In Crash				Motorcyclist			
		Drinking Only	Drug Only	Both	Total	Drinking Only	Drug Only	Both	Total
Killed	4	1	0	0	1	1	0	0	1
Injured	146	11	0	0	11	8	0	0	8
In Crashes	192	13	0	0	13	9	0	0	9




SNOWMOBILER	Total	In Crash				Snowmobiler			
		Drinking Only	Drug Only	Both	Total	Drinking Only	Drug Only	Both	Total
Killed	0	0	0	0	0	0	0	0	0
Injured	43	10	0	0	10	10	0	0	10
In Crashes	79	14	0	0	14	14	0	0	14



ORV/ATV RIDER	Total	In Crash				ORV/ATV Rider			
		Drinking Only	Drug Only	Both	Total	Drinking Only	Drug Only	Both	Total
Killed	2	1	0	0	1	1	0	0	1
Injured	56	9	0	1	10	9	0	1	10
In Crashes	74	16	0	1	17	16	0	1	17



DRIVER	Total	In Crash				Driver			
		Drinking Only	Drug Only	Both	Total	Drinking Only	Drug Only	Both	Total
Killed	21	7	0	0	7	7	0	0	7
Injured	1,813	209	11	12	232	177	7	10	194
In Crashes	17,275	682	19	30	731	526	13	23	562



NOTE: These crashes involve a motor vehicle in transport on a public trafficway (in Michigan) and result in injury, death, or at least \$1,000 in property damage.