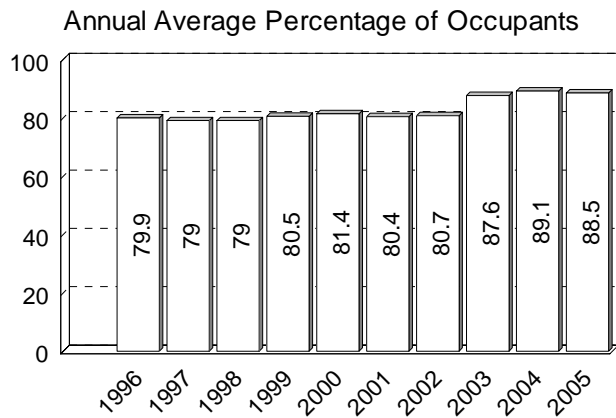




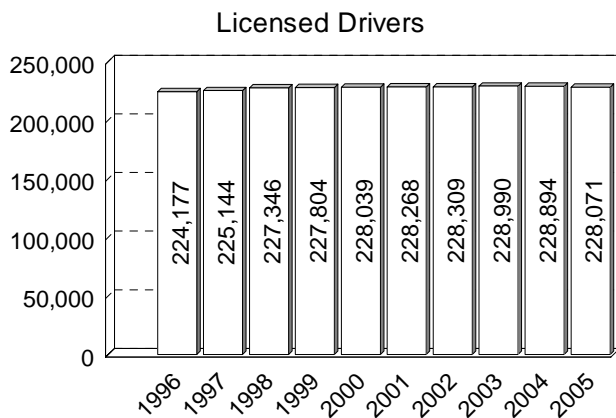
## 10 YEAR TRENDS (continued)

### UPPER PENINSULA RESTRAINT USAGE



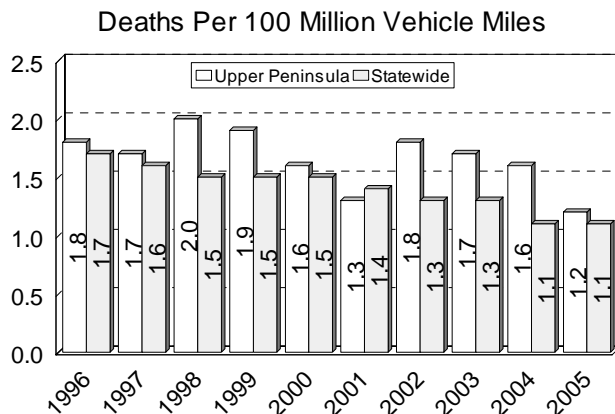
The percentage of motor vehicle occupants using restraints as reported by police in traffic crashes increased dramatically following implementation of safety belt use law in July 1985. Restraint usage has increased 10.8 percent over the last ten years in the Upper Peninsula.

### UPPER PENINSULA DRIVERS



There were 228,071 licensed drivers on Upper Peninsula roadways in 2005, a 1.7 percent increase from 1996.

### UPPER PENINSULA MILEAGE DEATH RATE



The 1.2 death rate for the Upper Peninsula in 2005 is a 35.8 percent decrease from 1.8 in 1996, and a new all-time low.