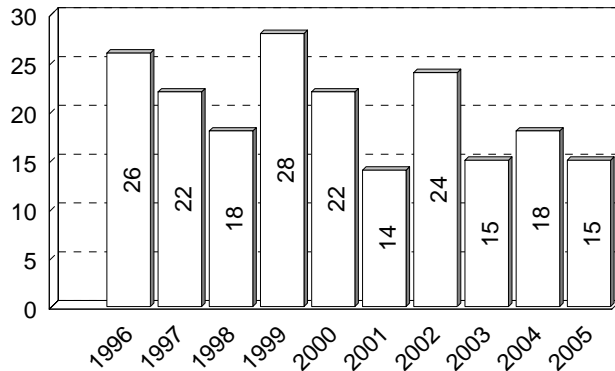




# 10 YEAR

## UPPER PENINSULA HBD FATALITIES

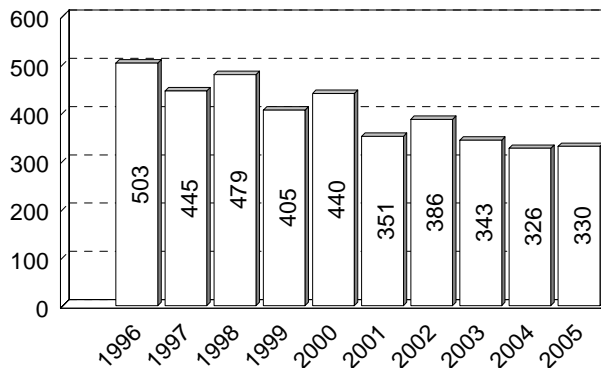
Number of HBD Fatalities



There were 15 deaths in alcohol-related crashes in the Upper Peninsula in 2005, down 42.3 percent from 1996.

## UPPER PENINSULA HBD INJURIES

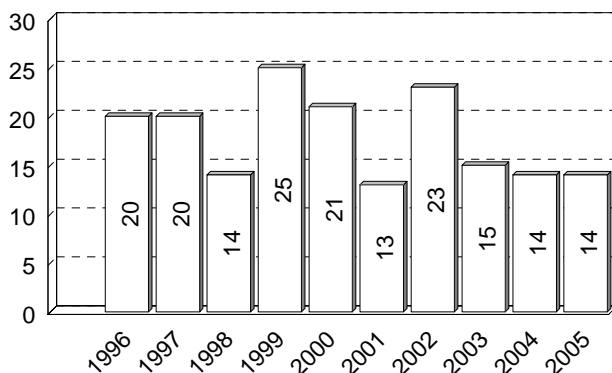
Number of HBD Injuries



HBD injuries have generally decreased over the last ten years in the Upper Peninsula. In 2005, there were 330 injuries in crashes where the operator had been drinking (HBD), down 34.4 percent from 1996.

## UPPER PENINSULA HBD FATAL CRASHES

Number of HBD Fatal Crashes



In 2005, there were 14 fatal crashes where the operator had been drinking (HBD) in the Upper Peninsula, down 30 percent from 1996.

**Note:** The 2005 information provided for alcohol contains data for alcohol-related crashes only. This figure DOES NOT include the combined number for alcohol- and drug-related crashes as had been reported prior to 2000.