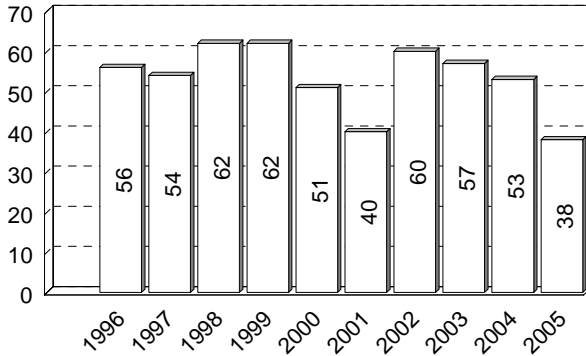




10 YEAR TRENDS (continued)

UPPER PENINSULA DEATHS

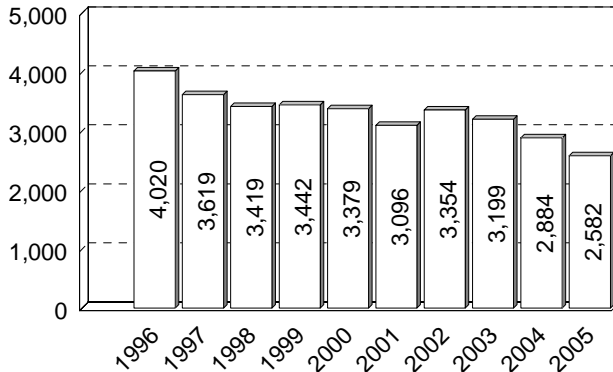
Number of Deaths



In 2005, 38 people died in motor vehicle crashes in the Upper Peninsula, a decrease of 32.1 percent from 1996.

UPPER PENINSULA INJURIES

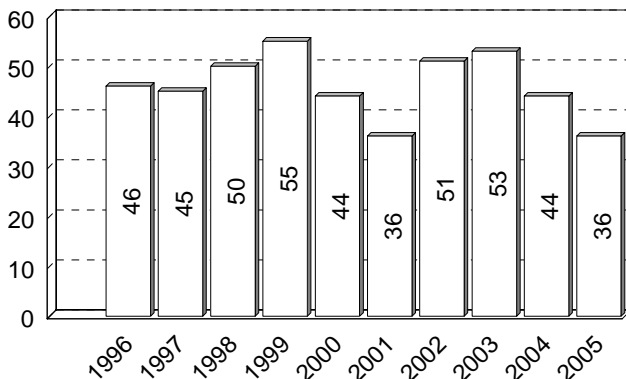
Number of Injuries



2,582 people received nonfatal injuries in Upper Peninsula motor vehicle crashes in 2005, down 35.8 percent from 4,020 in 1996.

UPPER PENINSULA FATAL CRASHES

Number of Fatal Crashes



In 2005, there were 36 fatal crashes in the Upper Peninsula, down 21.7 percent from 46 in 1996.