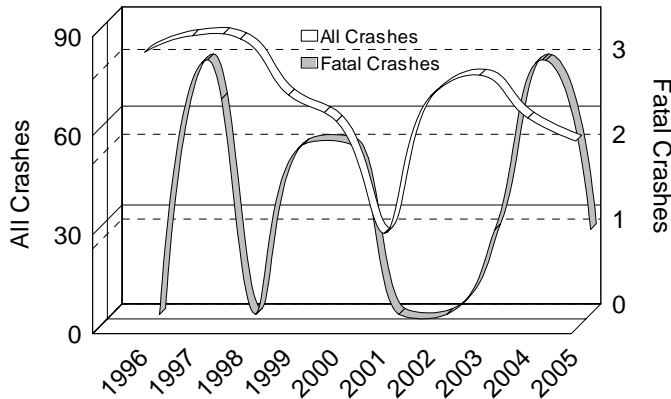




## 10 YEAR TRENDS (continued)

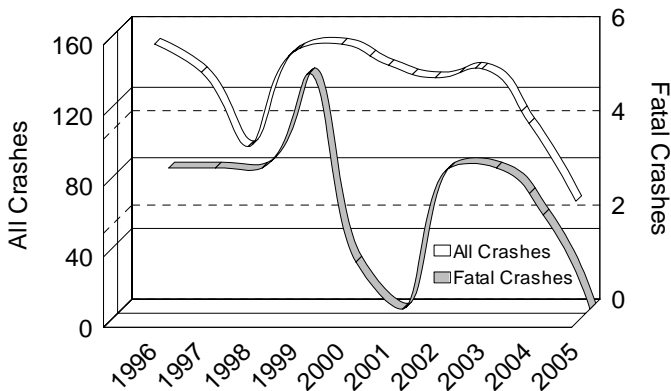
### UPPER PENINSULA BICYCLES

Number in All and Fatal Crashes



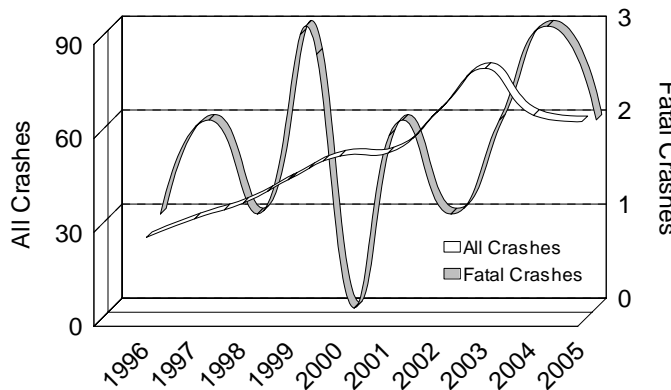
### UPPER PENINSULA SNOWMOBILES on roadway

Number in All and Fatal Crashes



### UPPER PENINSULA ORV/ATV's on roadway

Number in All and Fatal Crashes





**10  
YEAR**

<b>UPPER PENINSULA BICYCLES</b>		
	All Crashes	Fatal Crashes
1996	84	0
1997	89	3
1998	88	0
1999	71	2
2000	63	2
2001	29	0
2002	71	0
2003	77	1
2004	64	3
2005	57	1

There were 57 bicycles involved in Upper Peninsula crashes in 2005, down 32.1 percent from 1996.

<b>UPPER PENINSULA SNOWMOBILES on Michigan roadways</b>		
	All Crashes	Fatal Crashes
1996	158	3
1997	142	3
1998	100	3
1999	154	5
2000	158	1
2001	146	0
2002	139	3
2003	144	3
2004	113	2
2005	69	0

There were 69 snowmobiles in all crashes in the Upper Peninsula in 2005, down 56.3 percent from 1996.

<b>UPPER PENINSULA ORV/ATV's on Michigan roadways</b>		
	All Crashes	Fatal Crashes
1996	27	1
1997	33	2
1998	38	1
1999	46	3
2000	53	0
2001	54	2
2002	67	1
2003	81	2
2004	66	3
2005	64	2

The number of ORV/ATV's involved in all crashes on Upper Peninsula public roadways has increased 137 percent over the ten-year period.