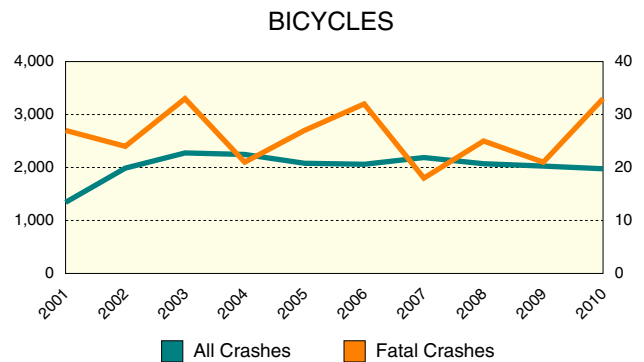


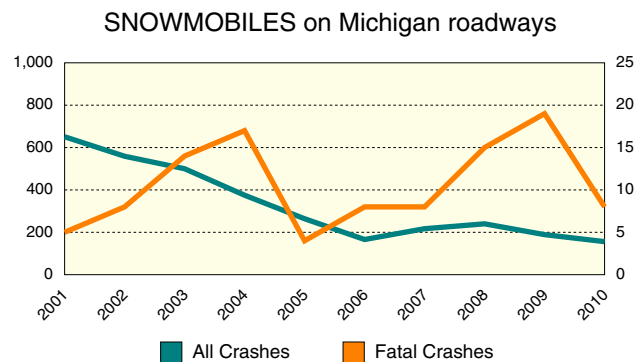
10 YEAR TRENDS (continued)

BICYCLES		
	All Crashes	Fatal Crashes
2001	1,342	27
2002	1,988	24
2003	2,275	33
2004	2,246	21
2005	2,080	27
2006	2,061	32
2007	2,188	18
2008	2,071	25
2009	2,027	21
2010	1,976	33



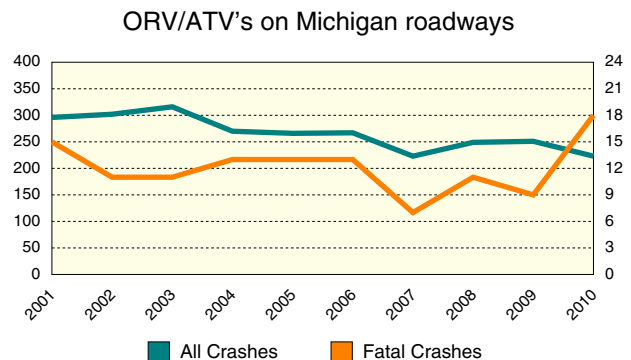
There were 33 bicycles involved in fatal crashes in 2010, up 22.2 percent from 2001. There was a 47.2 percent increase in all crashes.

SNOWMOBILES ON MICHIGAN ROADWAYS		
	All Crashes	Fatal Crashes
2001	651	5
2002	559	8
2003	500	14
2004	375	17
2005	264	4
2006	166	8
2007	217	8
2008	240	15
2009	189	19
2010	156	8



The 156 snowmobile crash count (in all crashes) is down 76.0 percent from 2001. A ten-year low of four snowmobiles involved in fatal crashes on Michigan public roadways was reported in 2005.

ORV/ATV's ON MICHIGAN ROADWAYS		
	All Crashes	Fatal Crashes
2001	296	15
2002	302	11
2003	316	11
2004	270	13
2005	266	13
2006	267	13
2007	223	7
2008	249	11
2009	251	9
2010	223	18



The number of ORV/ATV's involved in fatal crashes on Michigan public roadways has ranged between seven and 18 over the ten-year period. The number of ORV/ATV's involved in all crashes has decreased 24.7% over the ten-year period.