




2006 Michigan Traffic Crash FACT SHEET




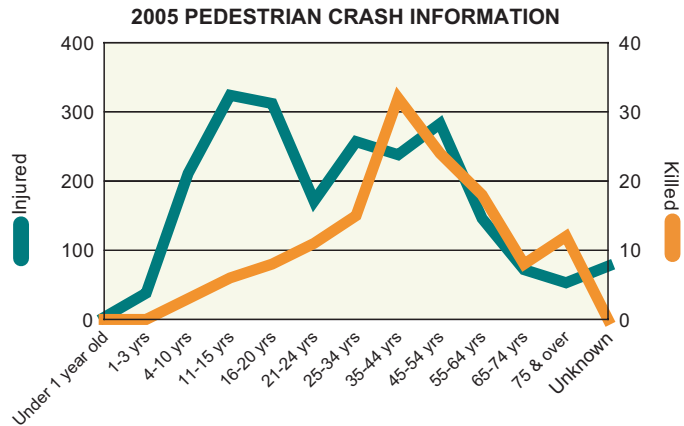
This sheet addresses the problem of deaths and serious injuries among pedestrians involved in vehicle-related crashes. At least one motor vehicle needs to be involved for the crash to be reportable as a motor vehicle crash.


 Since 1997, a total of 1,600 pedestrians have been killed, accounting for 12.5 percent of all traffic crash deaths during that period.


 In 2006 there were 2,638 pedestrians involved in motor vehicle crashes, with 137 pedestrians killed and 2,195 pedestrians injured.


 The male to female ratio of pedestrian deaths was 2.2:1.


 The 137 pedestrian fatality count is a decrease of 1 death (0.7%) from the 2005 figure. For each pedestrian killed, there were 16.0 pedestrians injured.



 Most pedestrians were in crashes occurring during the late afternoon hours (3:00 PM - 5:59 PM). However, most pedestrian fatalities occurred during hours of darkness. Friday was the deadliest day for pedestrians in 2006 with 27 fatalities.

 Of the pedestrians killed in 2006, 49 deaths were the result of a had-been-drinking crash and 40 (81.6%) of these pedestrians had been drinking.

 Of all pedestrian actions prior to a crash, "crossing not at an intersection" is the most deadly, accounting for 30.7 percent of the pedestrian fatalities.

 Of all pedestrians killed, 6.6 percent were children 0-15, 13.9 percent were age 16-24, 34.3 percent were age 25-44, 30.7 percent were age 45-64, and 14.6 percent were 65 and older.

2006 PEDESTRIAN FATALITIES BY AGE

Pedestrian Action Prior to Crash	Total	0-3	4-10	11-15	16-20	21-24	25-44	45-64	65 & over
Crossing at intersection	17	0	1	2	1	1	4	5	3
Crossing not at intersection	42	0	0	1	2	4	14	10	11
Getting on/off vehicle	4	0	0	0	0	0	2	2	0
In roadway with traffic	16	0	1	2	0	0	7	5	1
In roadway against traffic	6	0	0	1	2	1	0	2	0
Standing or lying in roadway	17	0	0	0	0	2	7	7	1
Pushing/working on vehicle	1	0	0	0	0	0	0	0	1
Other work in roadway	3	0	0	0	0	0	3	0	0
Playing in roadway	1	0	1	0	0	0	0	0	0
In roadway for other reason	7	0	0	0	2	1	2	2	0
Not in roadway	4	0	0	0	1	0	0	2	1
Going straight ahead	4	0	0	0	0	1	1	2	0
Entering roadway	1	0	0	0	0	0	0	0	1
Other/Unknown	14	0	0	0	0	1	7	5	1
Totals	137	0	3	6	8	11	47	42	20

