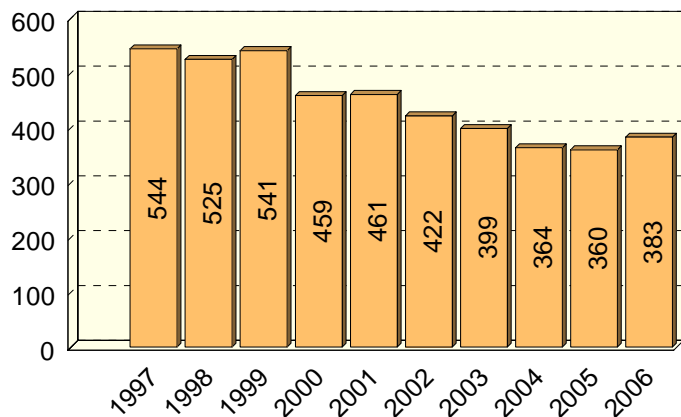


10 YEAR

HBD FATALITIES

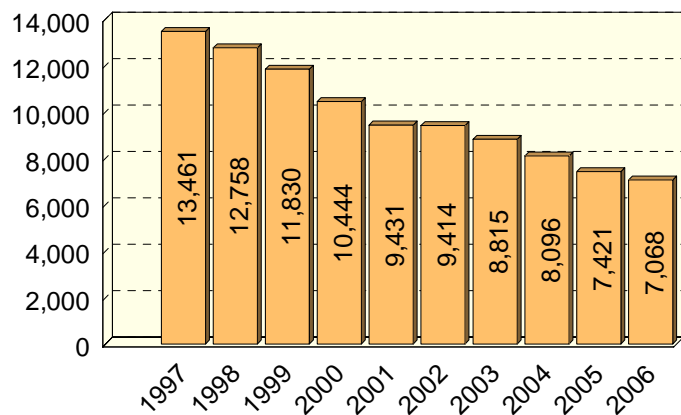
Number of HBD Fatalities



Deaths in alcohol-related crashes decreased 29.6 percent over the last ten years.

HBD INJURIES

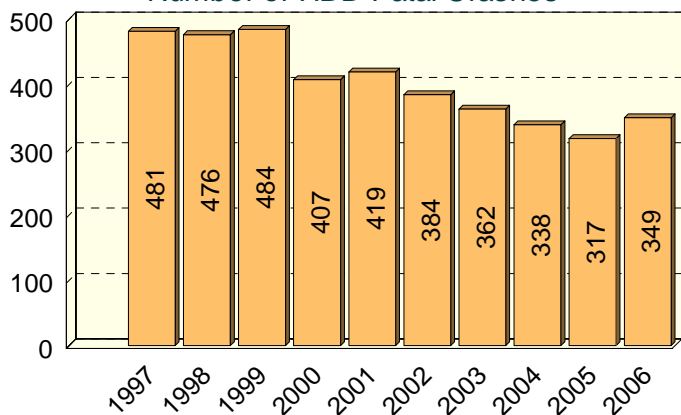
Number of HBD Injuries



Mirroring the trend in deaths, HBD injuries have decreased over the last ten years. In 2006, there were 7,068 injuries in crashes where the operator had been drinking (HBD), down 47.5 percent from 1997.

HBD FATAL CRASHES

Number of HBD Fatal Crashes



Alcohol involvement in fatal crashes has also decreased over the ten-year period. In 2006, there were 349 HBD fatal crashes where the operator had been drinking (HBD), down 27.4 percent from 1997.