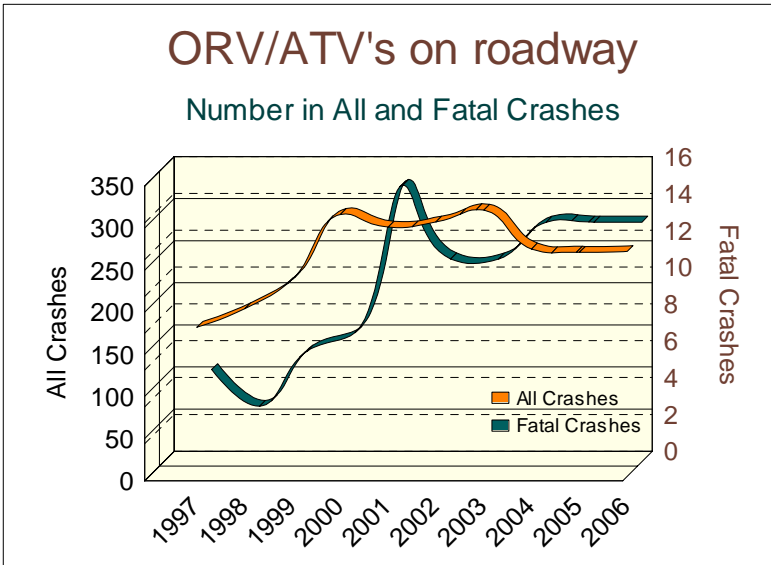
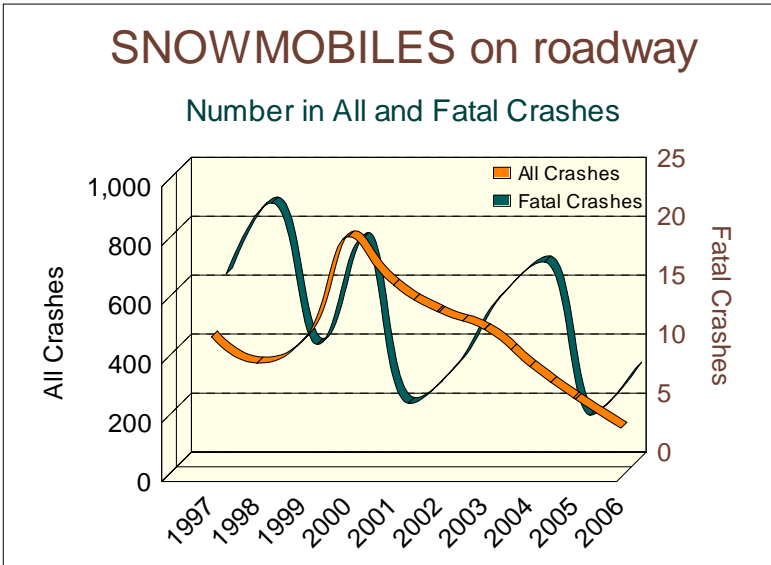
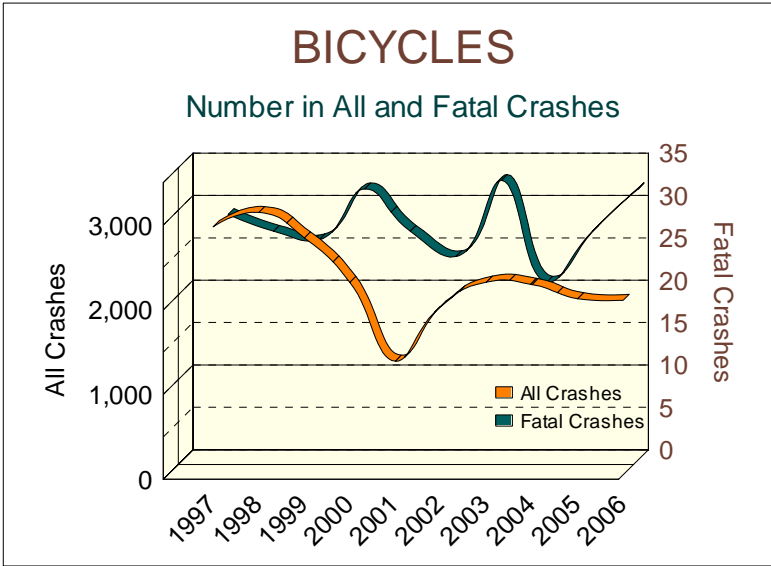


10 YEAR TRENDS (continued)



10 YEAR

BICYCLES		
	All Crashes	Fatal Crashes
1997	2,929	29
1998	3,097	27
1999	2,797	26
2000	2,271	32
2001	1,342	27
2002	1,988	24
2003	2,275	33
2004	2,246	21
2005	2,080	27
2006	2,061	32

There were 32 bicycles involved in fatal crashes in 2006, up 10.3 percent from 1997.

SNOWMOBILES on Michigan roadways		
	All Crashes	Fatal Crashes
1997	476	16
1998	387	22
1999	463	10
2000	815	19
2001	651	5
2002	559	8
2003	500	14
2004	375	17
2005	264	4
2006	166	8

The 166 snowmobile crash count is down 65.1 percent from 1997. A ten-year low of 4 snowmobiles involved in fatal crashes on Michigan public roadways was reported in 2005.

ORV/ATV's on Michigan roadways		
	All Crashes	Fatal Crashes
1997	177	5
1998	199	3
1999	234	6
2000	311	7
2001	296	15
2002	302	11
2003	316	11
2004	270	13
2005	266	13
2006	267	13

The number of ORV/ATV's involved in all crashes and fatal crashes on Michigan public roadways has generally increased over the ten-year period.