











# Heavy Truck/Bus



**H**heavy truck/bus crashes differ from other vehicle crashes in a number of ways. When compared to the overall crash picture, heavy truck/bus crashes involve:

-  More turning, backing, and changing lanes
-  More collisions with abutments and utility poles, jackknife, cargo loss/shift, and other non-collisions
-  Fewer single vehicle crashes but more sideswipes
-  Fewer drivers indicated to be speeding, failing to yield, and reckless driving, but more drivers indicated to be making backing, lane use, and turning errors
-  More on-road crashes
-  More daytime crashes, but fewer late afternoon, evening, and night time crashes
-  More weekday crashes

CRASH TYPE	All Crashes		Fatal Crashes		Injury Crashes	
	Number of Heavy Trucks	% of Total	Number of Heavy Trucks	% of Fatal	Number of Heavy Trucks	% of Injury
Single Vehicle	2,141	13.2	7	5.7	276	9.3
Head On	264	1.6	36	29.5	102	3.4
Head On - Left Turn	211	1.3	1	0.8	87	2.9
Angle	2,723	16.8	31	25.4	755	25.5
Rear End	3,786	23.3	25	20.5	981	33.2
Rear End - Left Turn	131	0.8	1	0.8	34	1.1
Rear End - Right Turn	138	0.8	1	0.8	19	0.6
Sideswipe - Same Direction	4,301	26.5	6	4.9	392	13.3
Sideswipe - Opposite Direction	922	5.7	6	4.9	103	3.5
Other	1,588	9.8	8	6.6	203	6.9
Unknown	33	0.2	0	0.0	5	0.2
<b>Total</b>	<b>16,238</b>	<b>100.0</b>	<b>122</b>	<b>100.0</b>	<b>2,957</b>	<b>100.0</b>

-  Heavy truck/buses were involved in 4.5 percent of all traffic crashes in Michigan in 2005.
-  There were 15,635 heavy truck/bus-involved **crashes** in which 130 people were killed and 3,892 injured.