



## ROADWAY INJURY EXPERIENCE FOR PERSONS WHO HAD BEEN DRINKING AND/OR USING DRUGS

Alcohol and/or drug use affects the judgment and behavior of persons in addition to motor vehicle drivers. Consider the experience of impaired bicyclists, pedestrians, motorcyclists, snowmobilers, and ORV/ATV riders when looking at crash statistics.


<b>BICYCLIST</b>	Total	In Crash				Bicyclist			
		Drinking Only	Drug Only	Both	Total	Drinking Only	Drug Only	Both	Total
Killed	25	4	0	3	7	2	0	3	5
Injured	1,730	65	6	3	74	48	3	3	54
In Crashes	2,120	82	7	6	95	60	3	6	69


<b>PEDESTRIAN</b>	Total	In Crash				Pedestrian			
		Drinking Only	Drug Only	Both	Total	Drinking Only	Drug Only	Both	Total
Killed	138	42	7	10	59	31	6	8	45
Injured	2,245	196	11	18	225	133	2	11	146
In Crashes	2,711	257	18	29	304	173	8	20	201


<b>MOTORCYCLIST</b>	Total	In Crash				Motorcyclist			
		Drinking Only	Drug Only	Both	Total	Drinking Only	Drug Only	Both	Total
Killed	122	32	7	7	46	28	6	7	41
Injured	2,895	242	4	8	254	206	1	6	213
In Crashes	3,935	323	12	15	350	269	7	13	289


<b>SNOWMOBILER</b>	Total	In Crash				Snowmobiler			
		Drinking Only	Drug Only	Both	Total	Drinking Only	Drug Only	Both	Total
Killed	4	3	0	1	4	3	0	1	4
Injured	181	45	0	0	45	44	0	0	44
In Crashes	291	57	0	1	58	54	0	1	55

<b>ORV/ATV RIDER</b>	Total	In Crash				ORV/ATV Rider			
		Drinking Only	Drug Only	Both	Total	Drinking Only	Drug Only	Both	Total
Killed	12	3	0	0	3	3	0	0	3
Injured	218	33	1	2	36	32	1	2	35
In Crashes	301	46	1	2	49	45	1	2	48

<b>DRIVER</b>	Total	In Crash				Driver			
		Drinking Only	Drug Only	Both	Total	Drinking Only	Drug Only	Both	Total
Killed	709	180	32	39	251	157	30	33	220
Injured	64,992	5,005	413	311	5,729	3,766	278	242	4,286
In Crashes	592,671	19,045	1,369	1,032	21,446	12,803	788	649	14,240



NOTE: These crashes involve a motor vehicle in transport on a public trafficway (in Michigan) and result in injury, death, or at least \$1,000 in property damage.