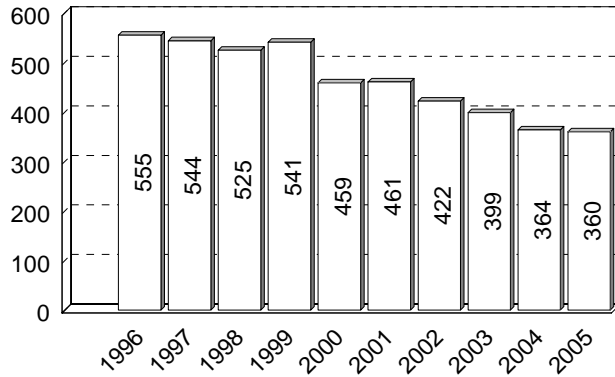


# 10 YEAR

## HBD FATALITIES

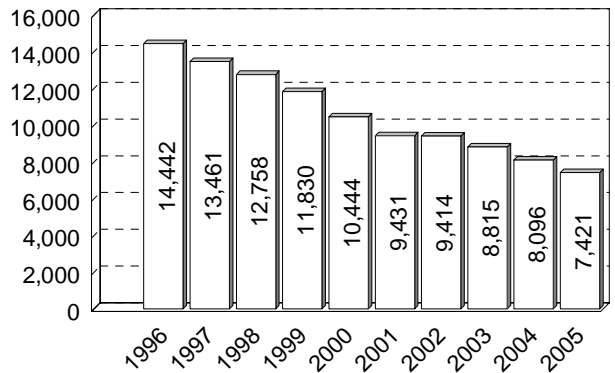
Number of HBD Fatalities



Deaths in alcohol-related crashes decreased 35.1 percent over the last ten years.

## HBD INJURIES

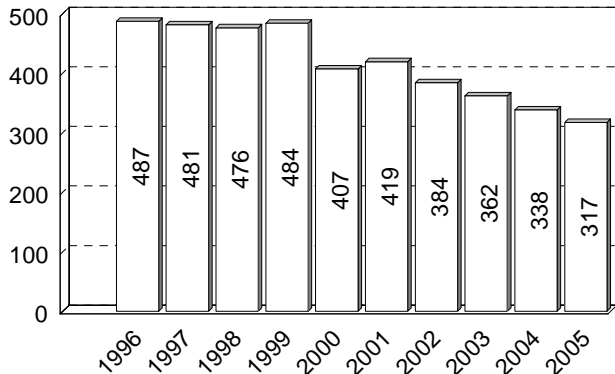
Number of HBD Injuries



Mirroring the trend in deaths, HBD injuries have decreased over the last ten years. In 2005, there were 7,421 injuries in crashes where the operator had been drinking (HBD), down 48.6 percent from 1996.

## HBD FATAL CRASHES

Number of HBD Fatal Crashes



Alcohol involvement in fatal crashes has also decreased over the ten-year period. In 2005, there were 317 HBD fatal crashes where the operator had been drinking (HBD), down 34.9 percent from 1996.

**Note:** The 2005 information provided for alcohol contains data for alcohol-related crashes only. This figure DOES NOT include the combined number for alcohol- and drug-related crashes as had been reported prior to 2000.