





## Pedestrians


This sheet addresses the problem of deaths and serious injuries among pedestrians involved in vehicle-related crashes. At least one motor vehicle needs to be involved for the crash to be reportable as a motor vehicle crash.


 Since 1995, a total of 1,707 pedestrians have been killed, accounting for 12.5 percent of all traffic crash deaths during that period.


 There were 2,864 pedestrians involved in motor vehicle crashes, with 140 pedestrians killed and 2,403 pedestrians injured.


 The male to female ratio of pedestrian deaths was 2.3:1.

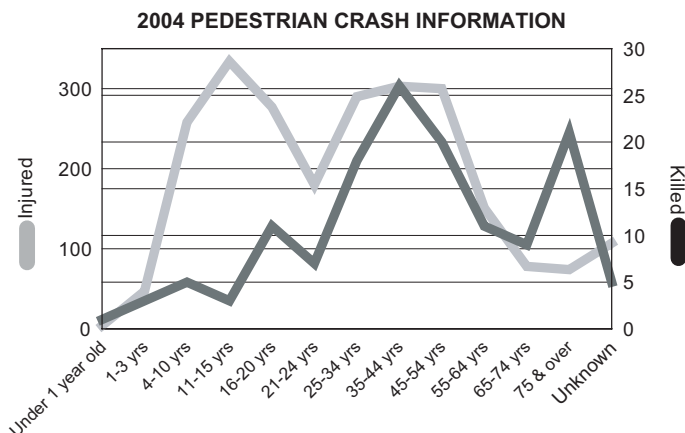
 The 140 pedestrian fatality count is a decrease of 29 deaths (20.7%) from the 2003 figure. For each pedestrian killed, there were 17.2 pedestrians injured.

 Most pedestrian crashes occurred during the evening hours (6:00 PM - 8:59 PM) under clear conditions. However, most pedestrian fatalities occurred during hours of darkness. Saturday was the deadliest day for pedestrians in 2004 with 26 fatalities.

 Of the pedestrians killed in 2004, 38 deaths were the result of a had-been-drinking crash and 32 (84.2%) of these pedestrians had been drinking.

 Of all pedestrian actions prior to a crash, "crossing not at an intersection" is the most deadly, accounting for 29.3 percent of the pedestrian fatalities.

 Of all pedestrians killed, 8.6 percent were children 0-15, 12.9 percent were age 16-24, 31.4 percent were age 25-44, 22.1 percent were age 45-64, and 21.4 percent were 65 and older.



### 2004 PEDESTRIAN FATALITIES BY AGE

Pedestrian Action Prior to Crash	Total	0-3	4-10	11-15	16-20	21-24	25-44	45-64	65 & over
Crossing at intersection	20	0	0	1	0	1	5	6	7
Crossing not at intersection	41	0	1	1	6	1	10	7	15
Getting on/off vehicle	1	0	0	0	0	0	0	1	0
In roadway with traffic	24	3	0	1	2	1	8	8	1
In roadway against traffic	1	0	0	0	0	0	1	0	0
Standing or lying in roadway	11*	0	0	0	1	2	4	1	2
Pushing/working on vehicle	3	0	0	0	1	0	1	0	1
Other work in roadway	1	0	0	0	0	0	1	0	0
Stopped on roadway	1	0	1	0	0	0	0	0	0
In roadway for other reason	11*	0	1	0	1	1	3	2	1
Not in roadway	8*	0	1	0	0	1	3	2	0
Other/Unknown	18*	1	1	0	0	0	8	4	3
<b>Totals</b>	<b>140</b>	<b>4</b>	<b>5</b>	<b>3</b>	<b>11</b>	<b>7</b>	<b>44</b>	<b>31</b>	<b>30</b>

\* includes unknown age