




2003 Michigan Traffic Crash FACT SHEET





This sheet addresses the problem of deaths and serious injuries among pedestrians involved in vehicle-related crashes. At least one motor vehicle needs to be involved for the crash to be reportable as a motor vehicle crash.


 Since 1994, a total of 1,749 pedestrians have been killed, accounting for 12.6 percent of all traffic crash deaths during that period.


 There were 2,953 pedestrians involved in motor vehicle crashes, with 169 pedestrians killed and 2,478 pedestrians injured.


 The male to female ratio of pedestrian deaths was 2.4:1.

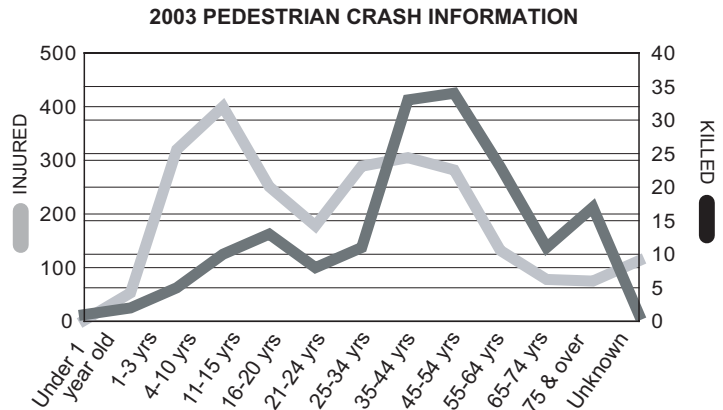
 The 169 pedestrian fatality count is a decrease of 4 deaths (2.3%) from the 2002 figure. For each pedestrian killed, there were 14.7 pedestrians injured.

 Most pedestrian crashes occurred during the late afternoon hours (3:00 PM - 5:59 PM) under clear conditions. However, most pedestrian fatalities occurred during hours of darkness. Saturday was the deadliest day for pedestrians in 2003 with 30 fatalities.

 Of the pedestrians killed in 2003, 47 deaths were the result of a had-been-drinking crash and 20 (42.6%) of these pedestrians had been drinking.

 Of all pedestrian actions prior to a crash, "crossing not at an intersection" is the most deadly, accounting for 43.8 percent of the pedestrian fatalities.

 Of all pedestrians killed, 10.7 percent were children 0-15, 12.4 percent were age 16-24, 26.0 percent were age 25-44, 33.7 percent were age 45-64, and 16.6 percent were 65 and older.



2003 PEDESTRIAN FATALITIES BY AGE

Pedestrian Action Prior to Crash	Total	0-3	4-10	11-15	16-20	21-24	25-44	45-64	65 & over
Crossing at intersection	18	0	0	0	0	0	8	4	6
Crossing not at intersection	74 *	1	5	4	7	3	13	27	13
Getting on/off vehicle	0	0	0	0	0	0	0	0	0
In roadway with traffic	16	0	0	2	2	1	6	3	2
In roadway against traffic	5	0	0	1	0	1	2	1	0
Standing or lying in roadway	12	0	0	1	1	1	4	4	1
Pushing/working on vehicle	5	0	0	0	0	1	3	1	0
Other work in roadway	3	0	0	0	0	0	3	0	0
Playing in roadway	0	0	0	0	0	0	0	0	0
In roadway for other reason	8	1	0	1	1	0	0	3	2
Not in roadway	9	1	0	1	0	0	0	3	4
Other/Unknown	19	0	0	0	2	1	5	11	0
Totals	169	3	5	10	13	8	44	57	28

* includes one unknown age

