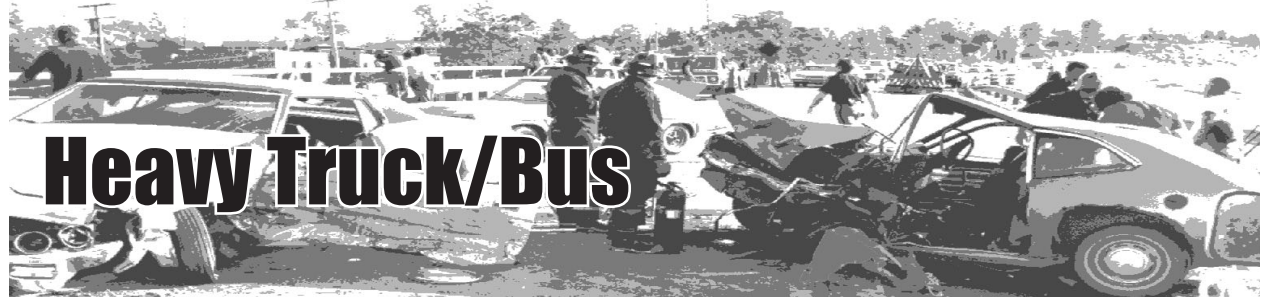











## 2003 Michigan Traffic Crash FACT SHEET



**H**heavy truck/bus crashes differ from other vehicle crashes in a number of ways. When compared to the overall crash picture, heavy truck/bus crashes involve:

-  More turning, backing, and changing lanes
-  More separation of units, fire/explosion, jackknife, cargo loss/shift, and other non-collisions
-  Fewer single vehicle crashes but more sideswipes
-  Fewer drivers indicated to be speeding and failing to yield, but more drivers indicated to be making backing, lane use, and turning errors
-  More on-road crashes
-  More daytime crashes, but fewer late afternoon, evening, and night time crashes
-  More weekday crashes

CRASH TYPE	All Crashes		Fatal Crashes		Injury Crashes	
	Number of Heavy Trucks	% of Total	Number of Heavy Trucks	% of Fatal	Number of Heavy Trucks	% of Injury
Single Vehicle	2,321	13.5	14	12.0	314	9.9
Head On	289	1.7	28	23.9	109	3.4
Head On - Left Turn	174	1.0	4	3.4	63	2.0
Angle	2,861	16.7	31	26.5	809	25.4
Rear End	3,889	22.7	22	18.8	1,026	32.2
Rear End - Left Turn	156	0.9	0	0.0	47	1.5
Rear End - Right Turn	162	0.9	0	0.0	29	0.9
Sideswipe - Same Direction	4,305	25.1	4	3.4	418	13.1
Sideswipe - Opposite Direction	974	5.7	3	2.6	123	3.9
Other	1,852	10.8	11	9.4	219	6.9
Unknown	173	1.0	0	0.0	25	0.8
<b>Total</b>	<b>17,166</b>	<b>100.0</b>	<b>117</b>	<b>100.0</b>	<b>3,182</b>	<b>100.0</b>

-  Heavy truck/buses were involved in 4.2 percent of all traffic crashes in Michigan in 2003.
-  There were 16,517 heavy truck/bus-involved **crashes** in which 122 people were killed and 4,240 injured.