



2003 Michigan Traffic Crash FACT SHEET





This sheet addresses the problem of deaths and serious injuries among bicyclists involved in vehicle-related crashes. At least one motor vehicle needs to be involved for the crash to be reportable as a motor vehicle crash.


 **2,275 bicyclists were involved in motor vehicle crashes in Michigan in 2003.**


 32 bicyclists were killed on Michigan roadways in 2003, twelve more than reported in 2002.


 1,789 bicyclist injuries were reported to police agencies.


 At all ages, males (1,775) were involved in more bicycle crashes than females (501). The male to female ratio of bicycle deaths was 3:1, with 24 male bicyclists killed and 8 female bicyclists killed.

 16 of the bicyclists killed (50.0%) were reported by police to be "going straight ahead" just prior to crash.

 79.7 percent of all bicyclists in motor vehicle crashes and 19 of the 32 bicyclists killed were riding during daylight hours.

 3:00 PM - 5:59 PM were the peak hours for bicyclist involvement in all crashes and injuries to bicyclists. 6:00 PM - 8:59 PM were the peak hours for bicyclist fatalities.

 Of the bicyclists killed in 2003, 5 deaths were the result of a had-been-drinking crash and 2 (40.0%) of these bicyclists had been drinking.

 31.3 percent of all bicyclist deaths occurred to children under 16 years of age. Children aged 11 to 15 years represented 18.8 percent of the total number of bicyclist fatalities. Children aged 4 to 10 years represented 12.5 percent of the total number of bicyclist fatalities.

