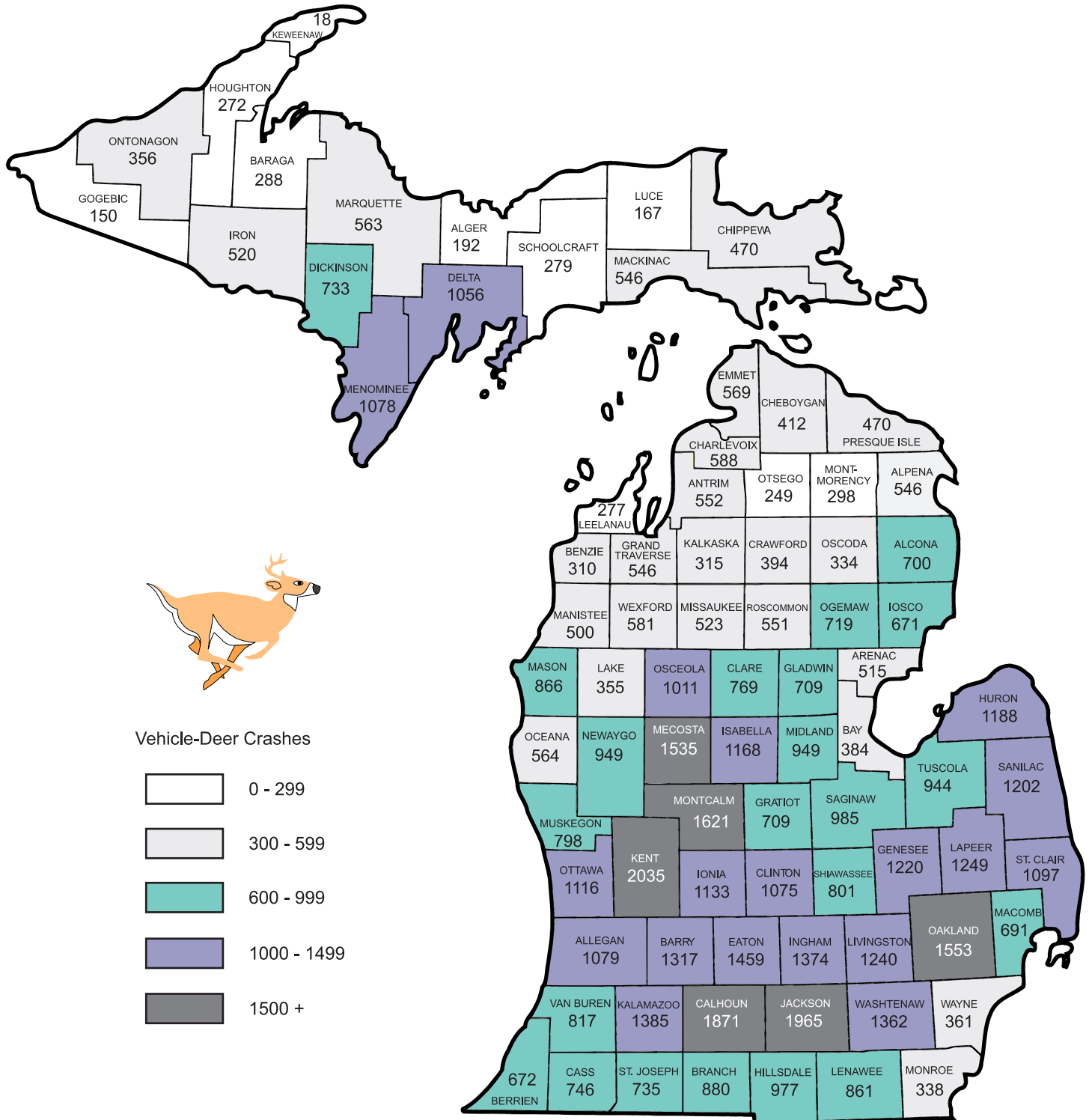


MICHIGAN MOTOR VEHICLE-DEER INVOLVED/ASSOCIATED CRASHES

Michigan had 65,451 reported motor vehicle-deer crashes during 1997. 2,226 people were injured and 3 people were killed as a result of those collisions. 64.6 percent of the vehicles were passenger cars.

Contrary to common belief, motor vehicle-deer crashes are happening most often in Michigan's southern, heavily populated counties; Kent County had the highest number with 2,035 such crashes in 1997.



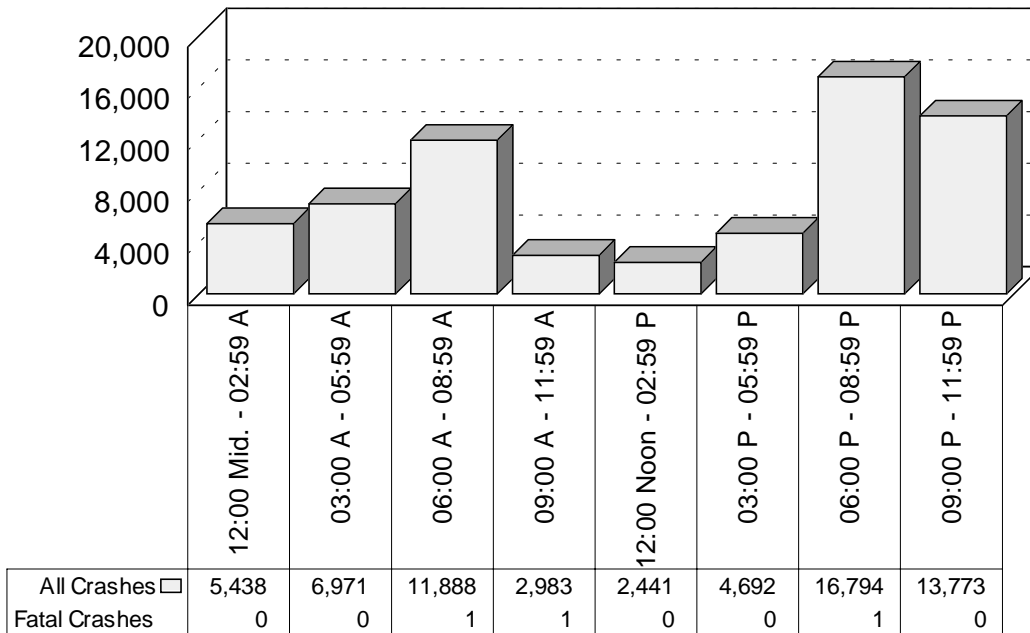


LIGHT CONDITION AND TIME OF DAY IN MOTOR VEHICLE-DEER CRASHES

LIGHT CONDITION	All Crashes		Fatal Crashes		Injury Crashes			PDO Crashes
	Number	% of Total	Number	% of Fatal	A	B	C	
Daylight	12,742	19.5	2	66.7	49	211	325	12,155
Dawn	5,257	8.0	0	0.0	6	31	83	5,137
Dusk	3,400	5.2	0	0.0	8	36	45	3,311
Dark - Lighted	1,978	3.0	0	0.0	2	11	28	1,937
Dark - Unlighted	41,447	63.3	1	33.3	80	298	677	40,391
Other/Unknown	627	1.0	0	0.0	0	2	7	618
Totals	65,451	100.0	3	100.0	145	589	1,165	63,549

Two of the three fatal deer crashes in Michigan in 1997 occurred in daylight conditions. All motor vehicle-deer involved/associated crashes peaked during the 6:00 - 8:59 PM time period. There was 1 fatal deer crash during this time period.

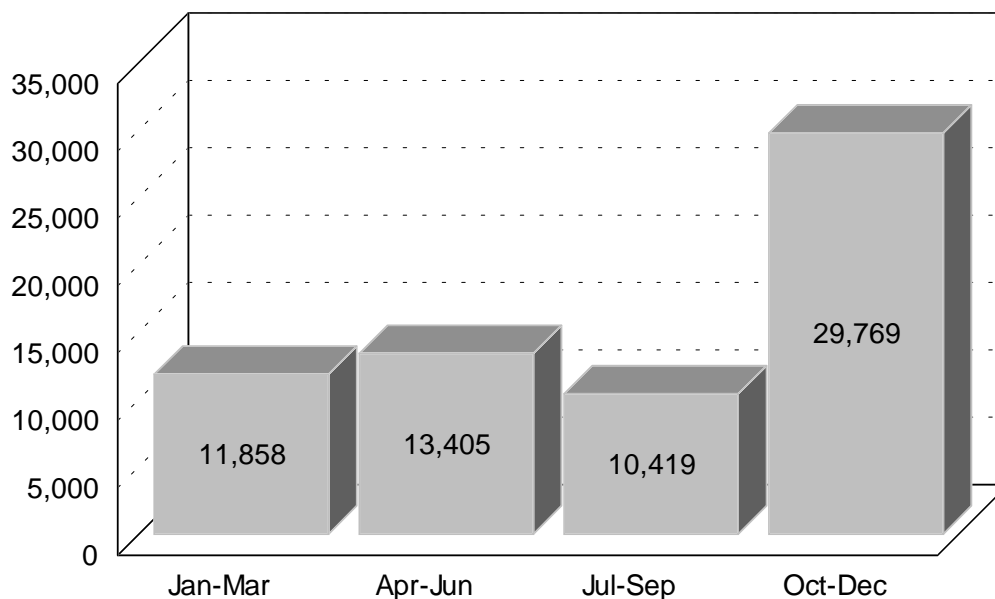
Time and Severity of All Motor Vehicle-Deer Crashes



MONTHLY AND SEASONAL RATES FOR MOTOR VEHICLE-DEER CRASHES

MONTH	All Crashes		Fatal Crashes		Injury Crashes			PDO Crashes
	Number	% of Total	Number	% of Fatal	A	B	C	
January	4,321	6.6	0	0.0	3	12	49	4,257
February	3,584	5.5	0	0.0	2	12	46	3,524
March	3,953	6.0	0	0.0	3	12	53	3,885
April	4,075	6.2	0	0.0	9	22	77	3,967
May	4,404	6.7	0	0.0	14	49	107	4,234
June	4,926	7.5	0	0.0	26	67	121	4,712
July	3,705	5.7	0	0.0	16	65	86	3,538
August	2,805	4.3	2	66.7	15	54	65	2,669
September	3,909	6.0	0	0.0	15	53	71	3,770
October	9,533	14.6	0	0.0	17	100	171	9,245
November	12,499	19.1	1	33.3	18	93	206	12,181
December	7,737	11.8	0	0.0	7	50	113	7,567
Totals	65,451	100.0	3	100.0	145	589	1,165	63,549

All Motor Vehicle-Deer Crashes



Crashes involving deer occurred most frequently during the second quarter (20.5%) and the fourth quarter (45.5%) of the year for a total of 66 percent of all reported motor vehicle-deer collisions.



REPORTED STATEWIDE MOTOR VEHICLE-DEER CRASHES BY COUNTY IN MICHIGAN

COUNTY	All	Fatal	Injury	Property Damage	Inter-state	US Route	State Route	Local Street	Persons Killed	Persons Injured
Alcona	700	0	13	687	0	122	158	420	0	15
Alger	192	0	7	185	0	17	88	87	0	8
Allegan	1,079	0	35	1,044	72	67	197	743	0	41
Alpena	546	0	5	541	0	84	118	344	0	5
Antrim	552	0	11	541	0	101	136	315	0	15
Arenac	515	0	18	497	48	121	32	314	0	20
Baraga	288	0	6	282	0	109	54	125	0	7
Barry	1,317	0	41	1,276	0	0	465	852	0	47
Bay	384	0	17	367	17	20	69	278	0	24
Benzie	310	0	6	304	0	78	49	183	0	7
Berrien	672	0	23	649	113	100	60	399	0	25
Branch	880	0	34	846	97	90	41	652	0	38
Calhoun	1,871	0	46	1,825	244	0	311	1,316	0	56
Cass	746	0	23	723	0	51	234	461	0	25
Charlevoix	588	0	12	576	0	170	116	302	0	18
Cheboygan	412	0	13	399	54	33	100	225	0	15
Chippewa	470	0	17	453	47	0	196	227	0	20
Clare	769	0	17	752	0	166	148	455	0	24
Clinton	1,075	0	22	1,053	125	142	73	735	0	24
Crawford	394	0	7	387	46	9	128	211	0	7
Delta	1,056	0	19	1,037	0	284	169	603	0	22
Dickinson	733	0	8	725	0	203	228	302	0	12
Eaton	1,459	0	33	1,426	169	45	382	863	0	38
Emmet	569	0	14	555	4	129	69	367	0	16
Genesee	1,220	0	42	1,178	119	31	156	914	0	47
Gladwin	709	0	17	692	0	0	262	447	0	21
Gogebic	150	0	8	142	0	87	14	49	0	10
Grand Traverse	546	0	8	538	0	50	100	396	0	12
Gratiot	709	1	13	695	0	121	135	453	1	15
Hillsdale	977	0	33	944	0	86	193	698	0	38
Houghton	272	0	5	267	0	78	75	119	0	5
Huron	1,188	0	23	1,165	0	0	438	750	0	25
Ingham	1,374	0	34	1,340	131	100	191	952	0	40
Ionia	1,133	0	33	1,100	90	0	274	769	0	35
Iosco	671	0	15	656	0	102	209	360	0	19
Iron	520	0	12	508	0	157	147	216	0	14
Isabella	1,168	0	29	1,139	0	127	112	929	0	32
Jackson	1,965	0	50	1,915	119	151	313	1,382	0	59
Kalamazoo	1,385	0	38	1,347	55	113	118	1,099	0	40
Kalkaska	315	0	8	307	0	31	89	195	0	8
Kent	2,035	0	61	1,974	126	91	353	1,465	0	69
Keweenaw	18	0	1	17	0	6	1	11	0	1
Lake	355	0	6	349	0	69	49	237	0	7
Lapeer	1,249	0	34	1,215	84	0	239	926	0	37
Leelanau	277	0	4	273	0	0	107	170	0	6
Lenawee	861	0	28	833	0	173	186	502	0	31

REPORTED STATEWIDE MOTOR VEHICLE-DEER CRASHES BY COUNTY IN MICHIGAN (Continued)

COUNTY	All	Fatal	Injury	Property Damage	Inter- state	US Route	State Route	Local Street	Persons Killed	Persons Injured
Livingston	1,240	0	47	1,193	122	68	150	900	0	56
Luce	167	0	5	162	0	0	90	77	0	5
Mackinac	546	0	19	527	96	113	168	169	0	19
Macomb	691	0	29	662	28	0	127	536	0	35
Manistee	500	0	7	493	0	106	121	273	0	7
Marquette	563	0	22	541	0	141	109	313	0	25
Mason	866	0	27	839	0	290	12	564	0	35
Mecosta	1,535	0	30	1,505	0	260	267	1,008	0	40
Menominee	1,078	0	37	1,041	0	350	106	622	0	51
Midland	949	0	28	921	0	80	81	788	0	31
Missaukee	523	0	12	511	0	0	179	344	0	14
Monroe	338	0	15	323	21	83	13	221	0	17
Montcalm	1,621	0	44	1,577	0	31	454	1,136	0	59
Montmorency	298	0	4	294	0	0	117	181	0	4
Muskegon	798	0	19	779	15	99	68	616	0	27
Newaygo	949	0	23	926	0	0	264	685	0	26
Oakland	1,553	0	75	1,478	144	10	178	1,221	0	86
Oceana	564	0	21	543	0	152	47	365	0	26
Ogemaw	719	0	27	692	71	0	199	449	0	30
Ontonagon	356	0	10	346	0	98	156	102	0	12
Osceola	1,011	0	24	987	0	263	162	586	0	30
Oscoda	334	0	7	327	0	0	110	224	0	8
Otsego	249	0	15	234	44	0	38	167	0	21
Ottawa	1,116	0	29	1,087	102	52	100	862	0	32
Presque Isle	470	0	10	460	0	103	129	238	0	10
Roscommon	551	0	15	536	73	42	89	347	0	17
Saginaw	985	0	37	948	66	0	255	664	0	45
St. Clair	1,097	1	43	1,053	117	0	194	786	1	50
St. Joseph	735	0	22	713	0	113	117	505	0	26
Sanilac	1,202	0	34	1,168	0	0	384	818	0	40
Schoolcraft	279	0	8	271	1	84	74	120	0	9
Shiawassee	801	0	33	768	86	0	156	559	0	41
Tuscola	944	0	33	911	0	0	308	636	0	35
Van Buren	817	1	41	775	85	0	188	544	1	47
Washtenaw	1,362	0	61	1,301	86	104	115	1,057	0	65
Wayne	361	0	22	339	43	14	39	265	0	30
Wexford	581	0	15	566	0	82	233	266	0	15
UNKNOWN	28	0	0	28	0	0	0	28	0	0
Totals	65,451	3	1,899	63,549	2,960	6,452	12,979	43,060	3	2,226

DEER

The Michigan Deer Crash Coalition [10] offers this advice to drivers:

- 1) *Stay aware, alert, awake, and sober.*
- 2) *Wear your seatbelts.*
- 3) *Heed deer crossing and speed limit signs. Deer crossing signs are an excellent reminder for driving cautiously in areas where the deer population is heaviest.*
- 4) *Drive at moderate speeds through posted deer areas at all times of the day and night.*
- 5) *Deliberately look for deer and if you see them, slow down.*
- 6) *Don't rely on deer whistles or high-beam headlights to deter deer. Drive cautiously at all times.*
- 7) *When possible, adjust travel time during peak evening crash periods, especially in October, November and December.*
- 8) *Striking the deer is frequently the safest action to take. Motorists making evasive maneuvers may be involved in a more serious crash.*
- 9) *Beware: Deer are unpredictable when faced with headlights, blowing horns, and fast-moving vehicles. They dart into traffic and often move in groups running zigzag courses across roadways.*

