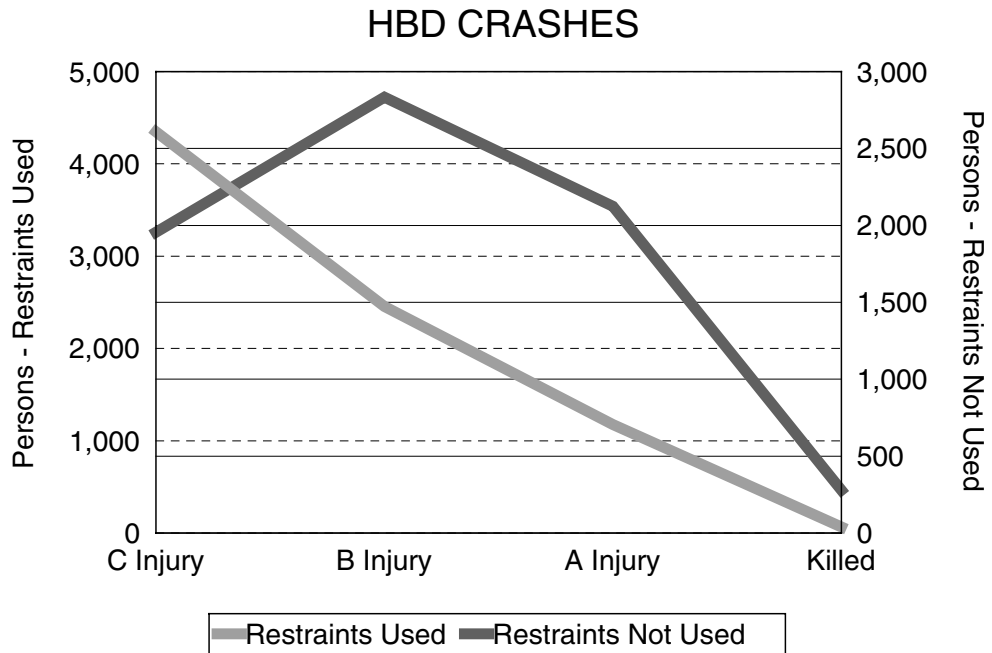
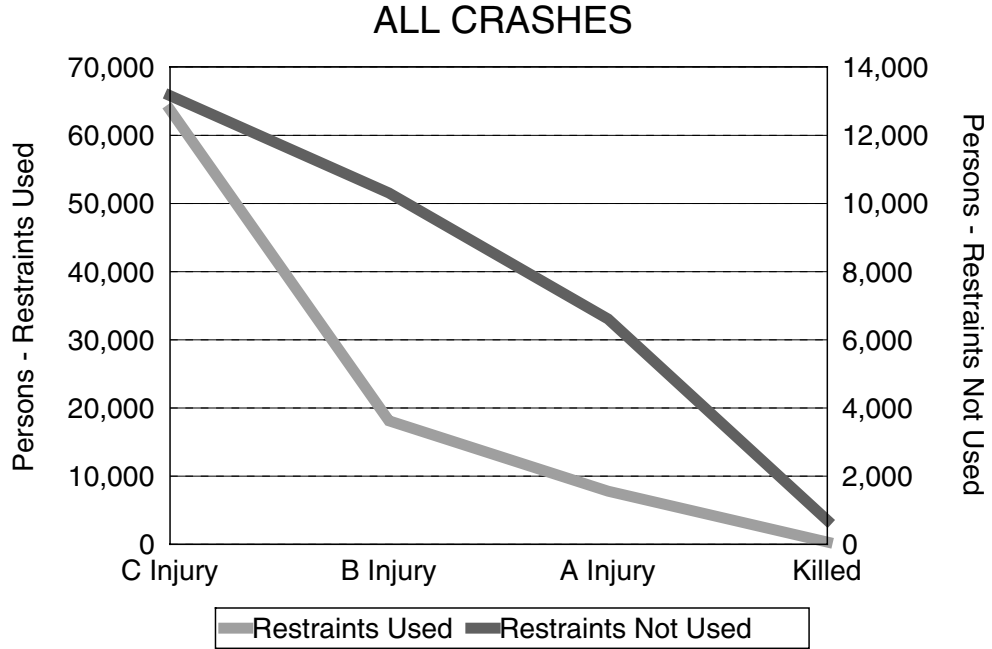
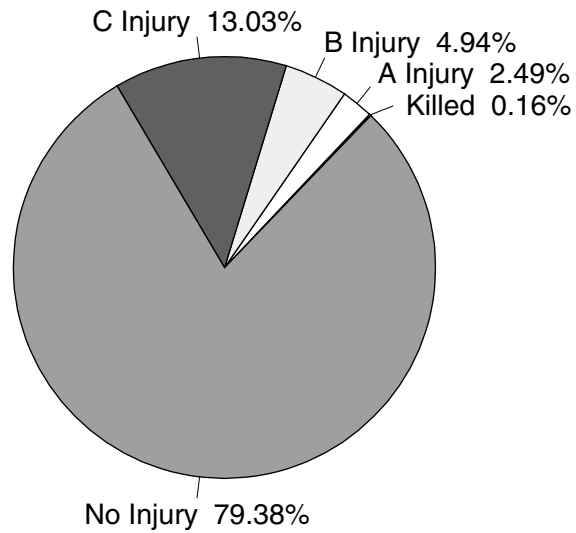


## INJURY SEVERITY & RESTRAINT USE FOR CRASH INVOLVED KABC OCCUPANTS

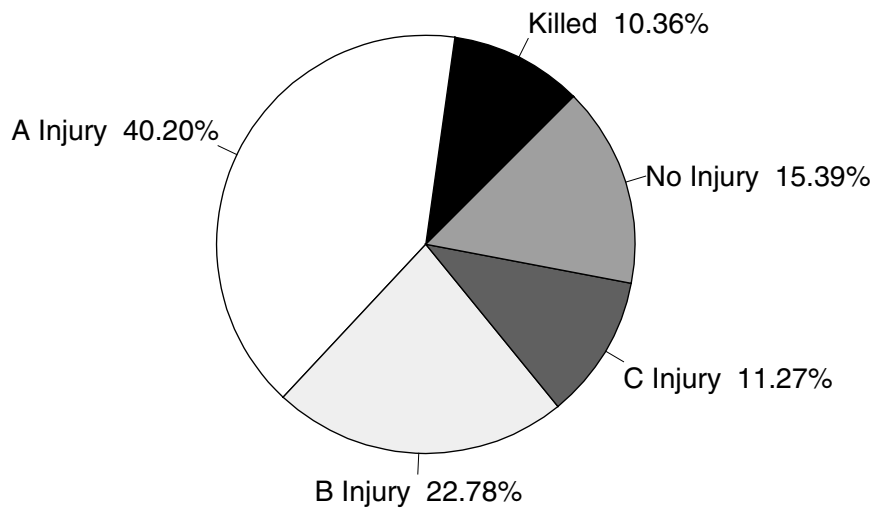


## OCCUPANT - NOT EJECTED vs. EJECTED

Occupant Injury Severity - Not Ejected

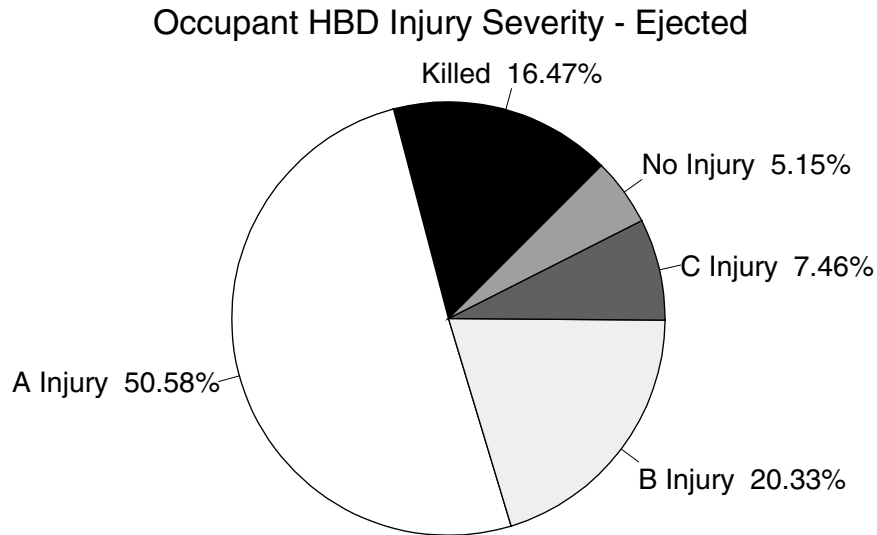
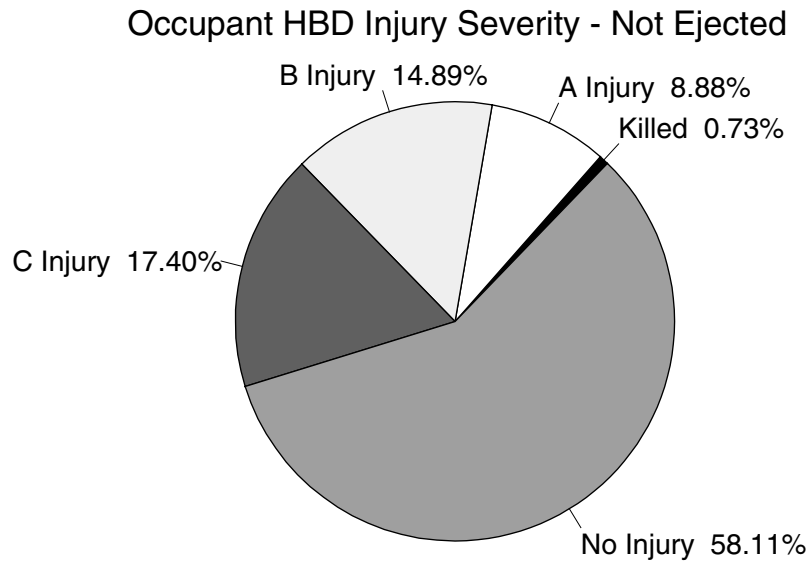


Occupant Injury Severity - Ejected



As can be seen in the two charts on this page, death and injury are much more likely when occupants are ejected from their vehicles.

## OCCUPANT HBD - NOT EJECTED vs. EJECTED



When compared to the previous page, these charts demonstrate that the injury severity is much worse for occupants who had been drinking in both ejected, and not ejected events.

## OCCUPANT INJURY OUTCOME BY VEHICLE TYPE

VehicleTypes	Killed	A Injured	B Injured	C Injured	Total KABC	% of All Crash Involved KABC Occupants
Passenger Car and Station Wagon	885	12,311	23,985	66,149	103,330	79.8
Van and Motorhome	67	748	1,562	4,637	7,014	5.4
Pickup	137	1,683	3,321	7,008	12,149	9.4
Small Truck (under 10,000 lbs)	7	143	272	641	1,063	0.8
Cycle	58	815	1,109	584	2,566	2.0
Moped	4	81	157	89	331	0.3
Go Cart	0	1	3	3	7	0.0
Snowmobile	14	223	139	111	487	0.4
Off Road Vehicle	10	131	150	77	368	0.3
Other	17	177	381	367	942	0.7
CDL Truck/Bus (breakdown below)	11	128	255	912	1,306	1.0
<b>TOTAL</b>	<b>1,210</b>	<b>16,441</b>	<b>31,334</b>	<b>80,578</b>	<b>129,563</b>	<b>100.0</b>

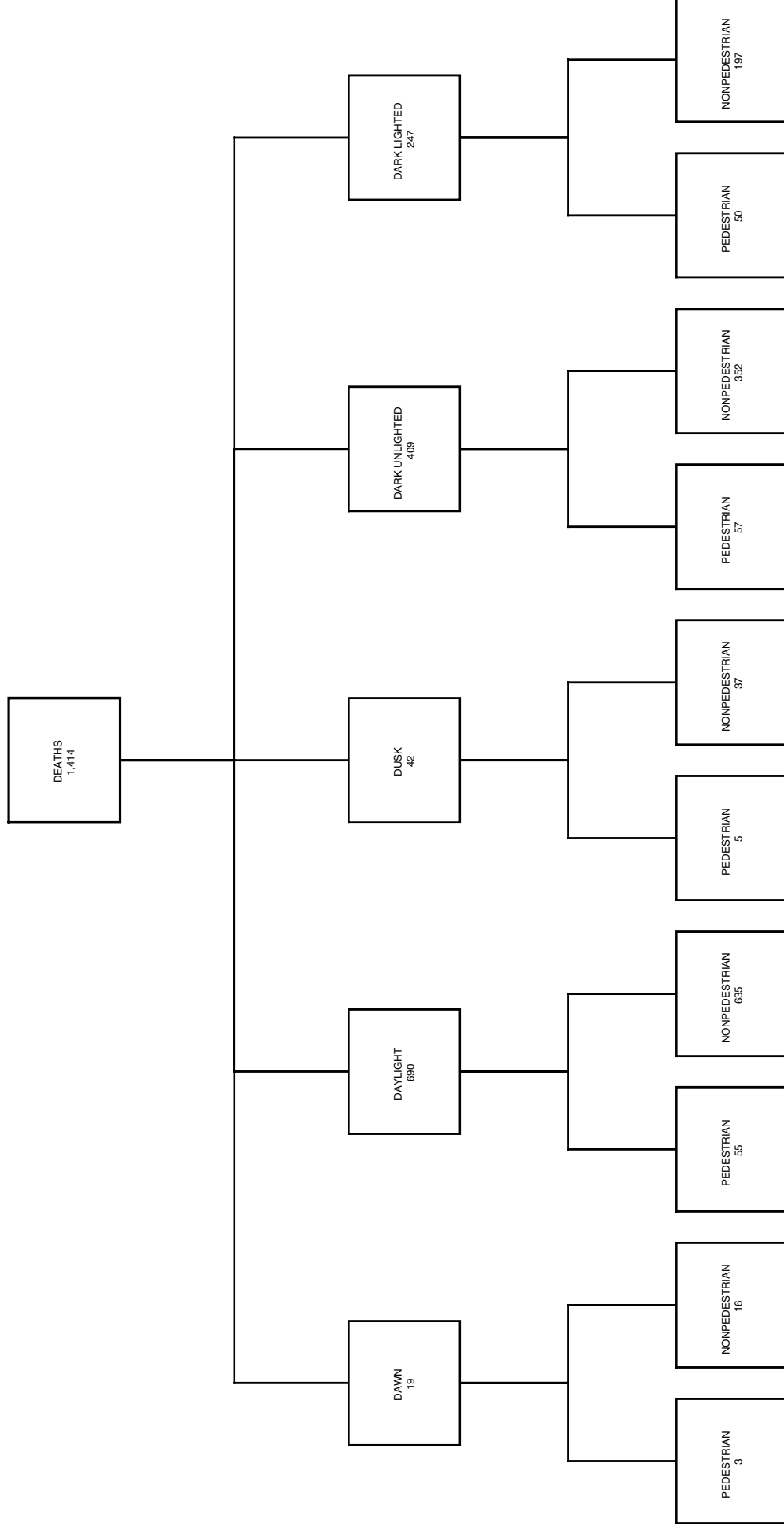
CDL Truck/Bus Sub-category Types	Killed	A Injured	B Injured	C Injured	Total KABC	% of All Crash Involved KABC Occupants
Uncoded Truck	0	7	16	62	85	6.5
Commercial Vehicle: Group A	6	58	109	257	430	32.9
Commercial Vehicle: Group B	1	39	79	396	515	39.4
Commercial Vehicle: Group C	0	5	15	51	71	5.4
Other Truck	3	9	18	43	73	5.6
Unknown Truck	1	10	18	103	132	10.1
<b>TOTAL</b>	<b>11</b>	<b>128</b>	<b>255</b>	<b>912</b>	<b>1,306</b>	<b>100.0</b>

Group "A" is any vehicle that is towing a vehicle or trailer that has a gross vehicle weight rating (GVWR) over 10,000 lbs.

Group "B" is any single vehicle (including buses) with a GVWR of 26,001 lbs. or more. This would include a combination of vehicles with a combined GVWR over 26,000 lbs. when towing a trailer that has a GVWR of 10,000 lbs. or less.

Group "C" is any single vehicle with a GVWR of less than 26,001 lbs. or a combination of vehicles having a combined GVWR under 26,001 lbs. when the vehicle is required to display placards for hazardous material or designed to carry 16 passengers (including driver). Group "C" is also any vehicle carrying 15 or less people (including driver) transporting children to or from school and home on a regular basis for compensation.

# PRINCIPAL CLASSES OF MOTOR VEHICLE DEATHS



Of the 1,414 motor vehicle deaths in Michigan in 1993, more than half occurred in nondaylight crashes. Nonpedestrians (mostly occupants of motor vehicles) accounted for 87.9% of the deaths. 7 cases were lost in the first subset due to unknown lighting circumstances.

