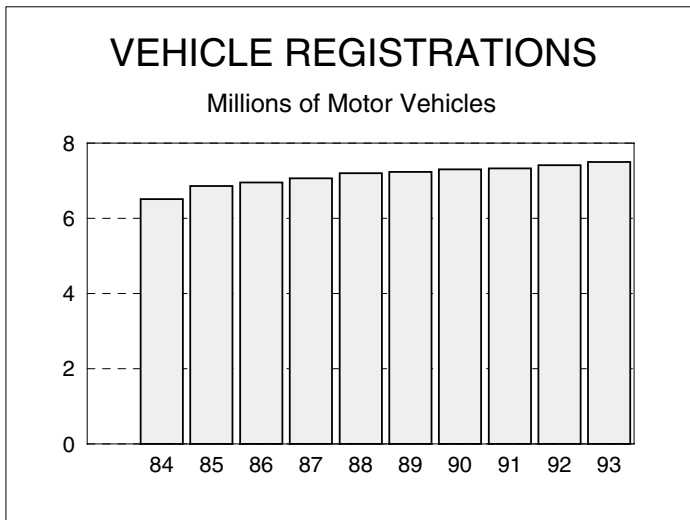
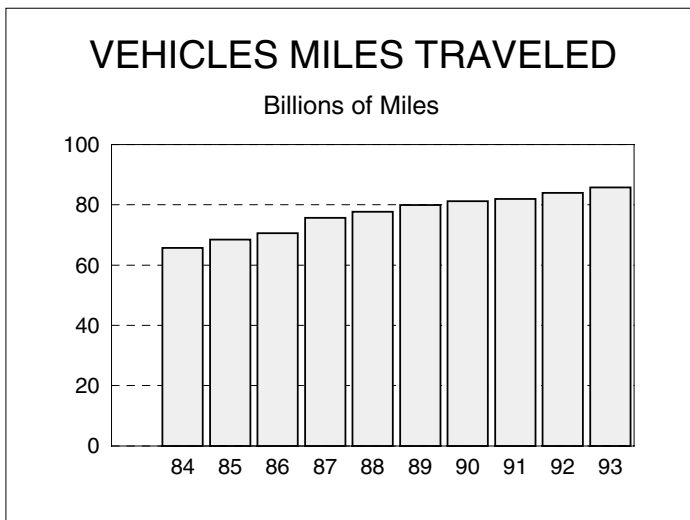


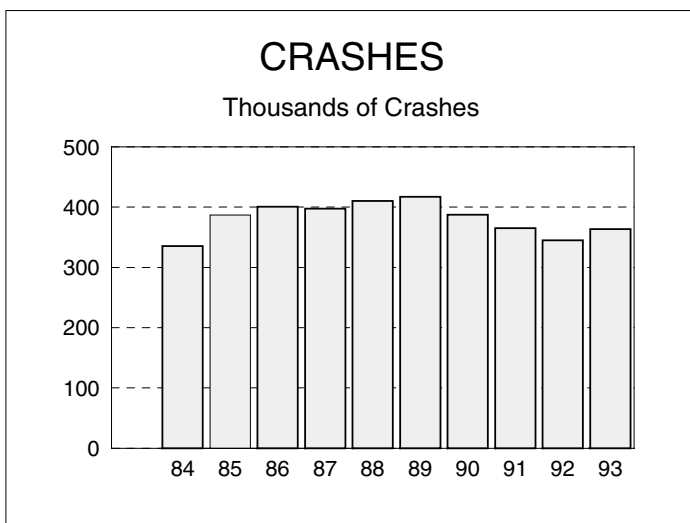
10 YEAR



Vehicle Registrations have been increasing steadily since 1984, reaching 7,495,904 in 1993.

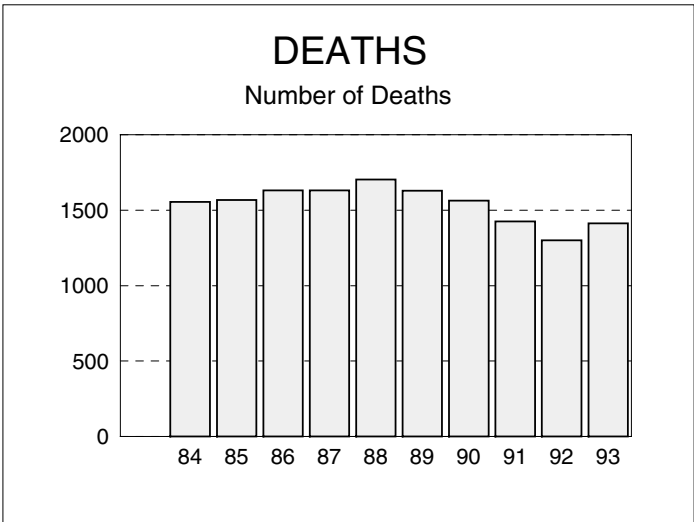


Vehicle miles of travel have increased about 30.4% since 1984, reaching 85.7 billion miles in 1993.

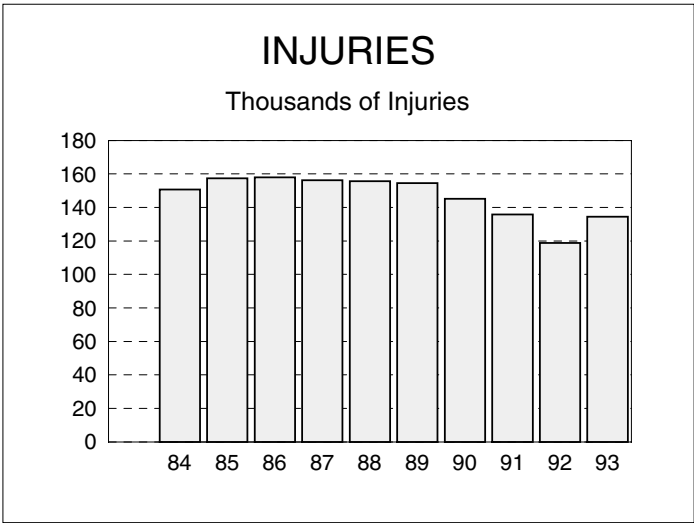


Total crashes increased from 1984, peaking in 1989. Since 1989, total number of crashes has decreased. In 1993, there were 363,636 total crashes statewide.

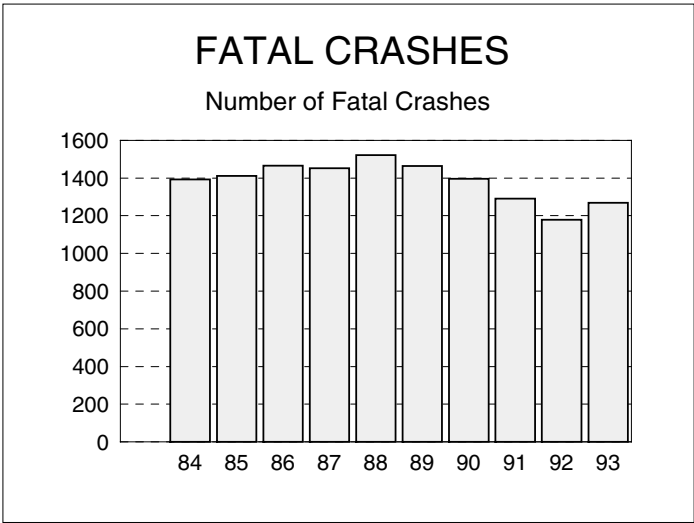
10 YEAR TRENDS (continued)



Deaths in motor vehicle crashes increased for the first time in five years in 1993 after a steady decline from 1988 to a low of 1,300 in 1992. In 1993, 1,414 people died in motor vehicle crashes.

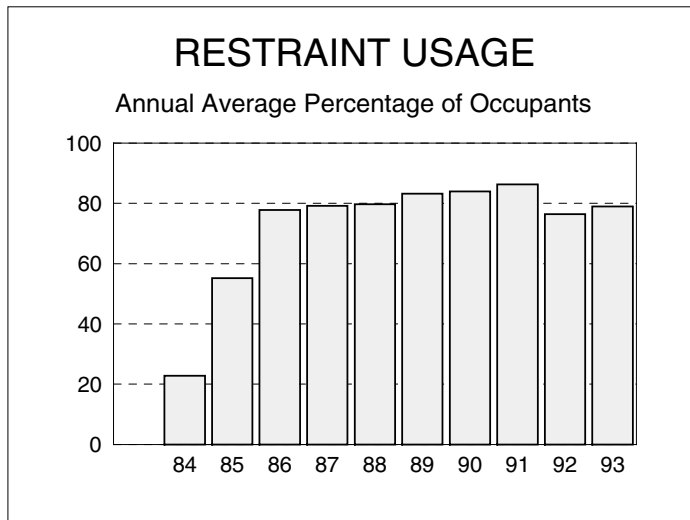


Mirroring the trend in deaths, nonfatal injuries had declined since 1986, to a low in 1992. 134,548 people received nonfatal injuries in Michigan motor vehicle crashes in 1993, up 13.3% from 1992.

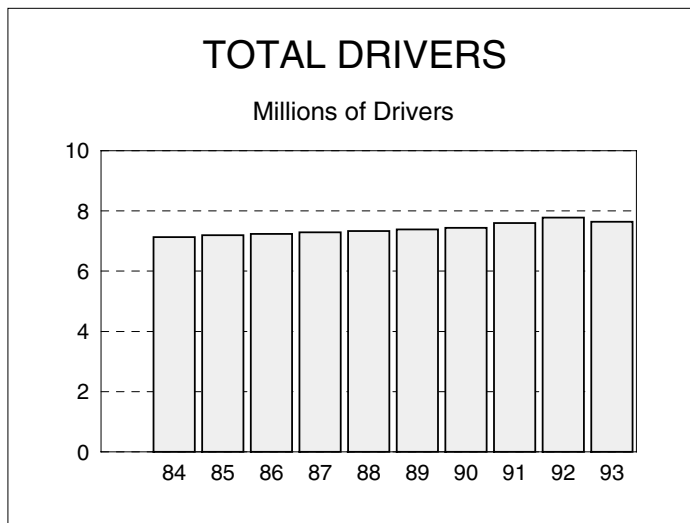


After reaching a peak in 1988, fatal crashes declined to 29.1% in 1992. In 1993, there were 1,269 fatal crashes, up 7.6% from 1992.

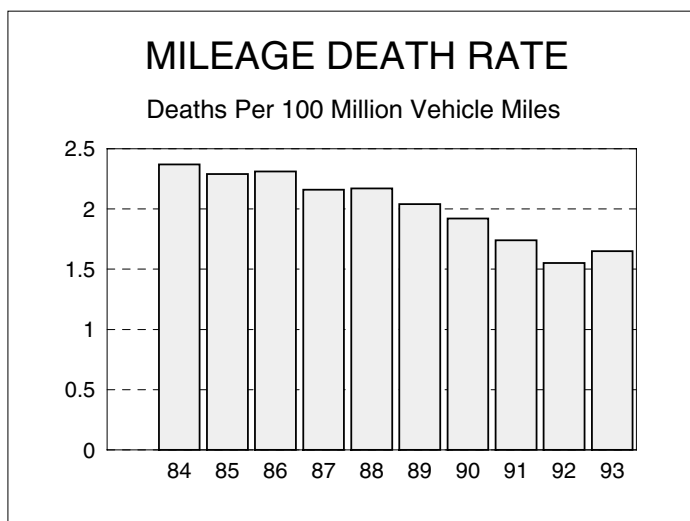
10 YEAR



The percentage of motor vehicle occupants using restraints as reported by police in traffic crashes increased dramatically following implementation of Michigan's safety belt use law. It continued to increase slowly until declining for the first time in 1992.

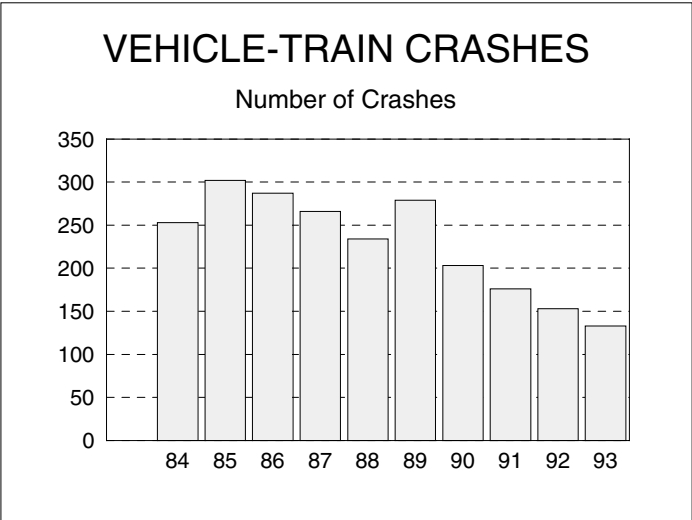


The number of drivers in Michigan declined for the first time in 10 years. Down 1.8% to 7.64 million drivers in 1993.

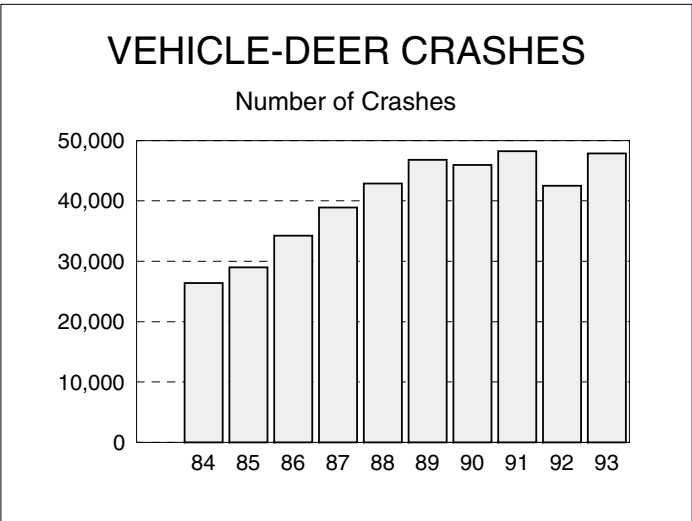


After a 10 year high of 2.4 deaths per 100 million vehicle miles in 1984, the death rate per mile driven has declined dramatically. The 1.6 death rate in 1993, is a 33.3% decrease from the 1984 peak.

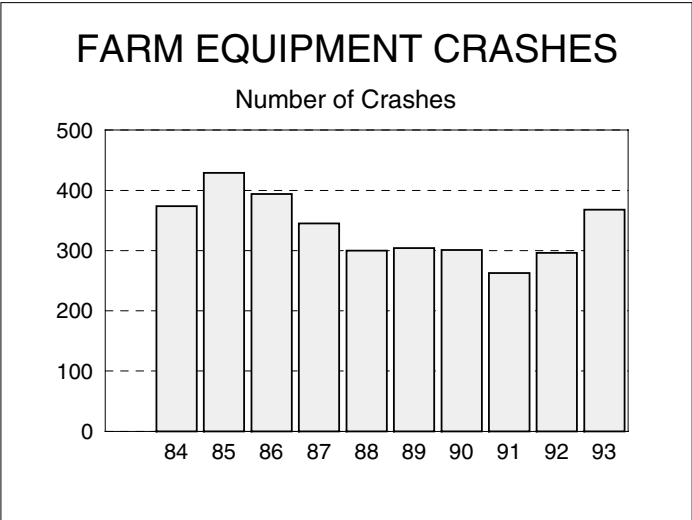
10 YEAR TRENDS (continued)



133 vehicle-train crashes occurred in 1993, continuing a pattern of decline since 1989. Train data is provided by the Michigan Department of Transportation.

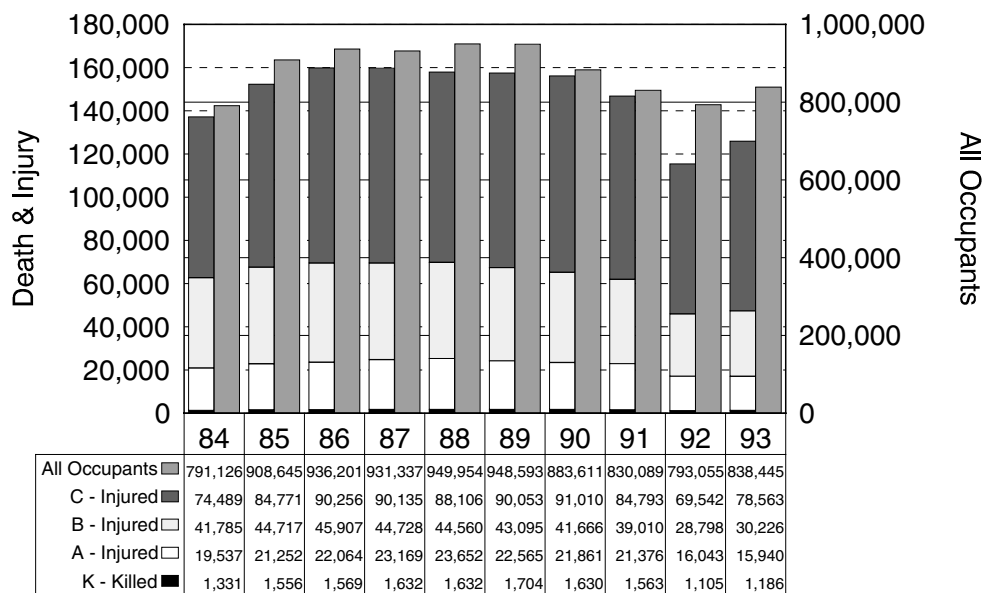


There has been an 81.2% rise from 26,420 vehicle-deer crashes in 1984 to 47,879 in 1993.



In 1993, there were 368 farm equipment crashes, up 24.3% from the 1992 figure of 296.

DEATH & INJURY PER CRASH INVOLVED OCCUPANT



The number of deaths and injuries on Michigan roads has remained significantly lower than the peak number in 1988. However, 1,186 occupants of motor vehicles were fatally injured, 15,940 suffered an A (incapacitating) injury, 30,226 sustained a B (nonincapacitating) injury, and 78,563 sustained a C (apparently minor) injury.