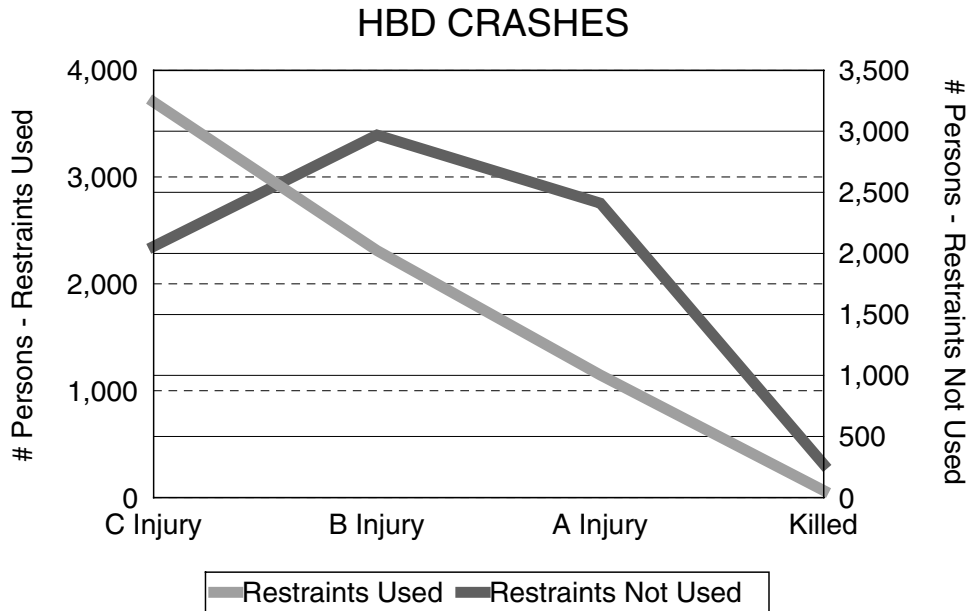
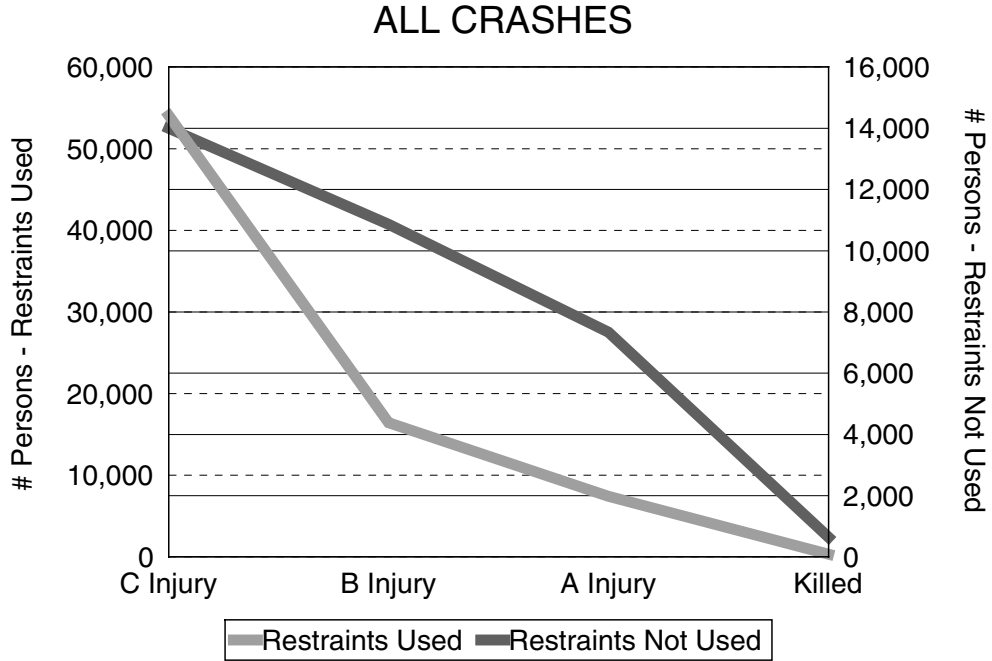
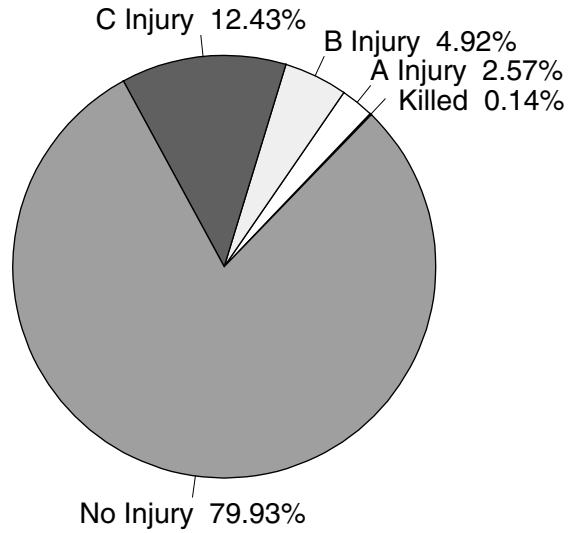


## INJURY SEVERITY & RESTRAINT USE FOR CRASH INVOLVED KABC OCCUPANTS

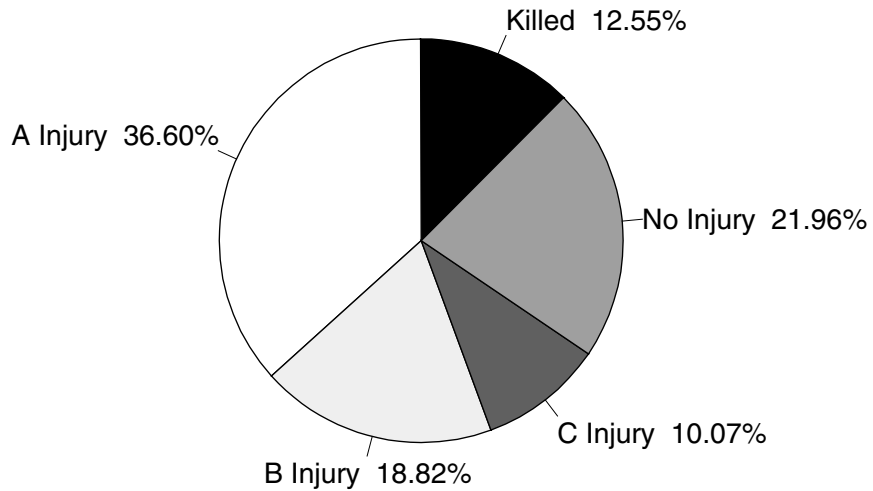


## OCCUPANT - NOT EJECTED vs. EJECTED

Occupant Injury Severity - Not Ejected



Occupant Injury Severity - Ejected



As can be seen in the two charts on this page, death and injury are much more likely when occupants are ejected from their vehicles.

## OCCUPANT INJURY OUTCOME BY VEHICLE TYPE

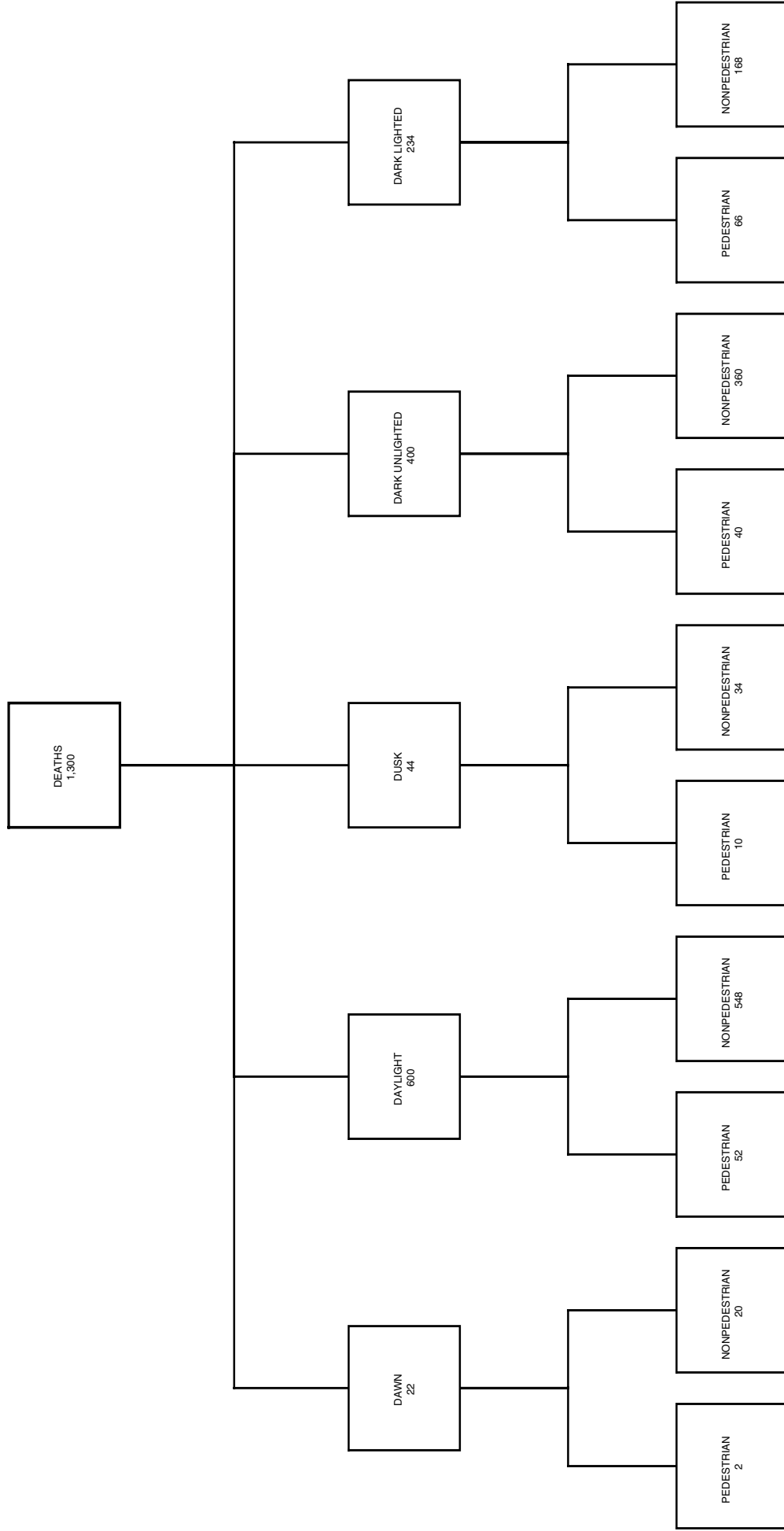
TYPES	Killed	A Injured	B Injured	C Injured	Total KABC	% of All Crash Involved KABC Occupants
Passenger Car and Station Wagon	811	12,051	22,273	57,591	92,726	81.7
Van and Motorhome	46	708	1,289	3,365	5,408	4.8
Pickup	116	1,658	3,057	5,742	10,573	9.3
Small Truck	7	99	196	443	745	0.7
Cycle	48	679	812	511	2,050	1.8
Moped	3	71	133	60	267	0.2
Go Cart	0	4	4	7	15	0.0
Snowmobile	13	171	116	76	376	0.3
Off Road Vehicle	3	52	70	27	152	0.1
Medium Truck	13	68	120	136	337	0.3
Commercial Vehicle: Group A	4	45	105	216	370	0.3
Commercial Vehicle: Group B	4	25	58	262	349	0.3
Commercial Vehicle: Group C	0	10	16	36	62	0.1
<b>TOTAL</b>	<b>1,068</b>	<b>15,641</b>	<b>28,249</b>	<b>68,472</b>	<b>113,430</b>	<b>100.0</b>

Group "A" is any vehicle that is towing a vehicle or trailer that has a gross vehicle weight rating (GVWR) over 10,000 lbs.

Group "B" is any single vehicle (including buses) with a GVWR of 26,001 lbs. or more. This would include a combination of vehicles with a combined GVWR over 26,000 lbs. when towing a trailer that has a GVWR of 10,000 lbs. or less.

Group "C" is any single vehicle with a GVWR of less than 26,001 lbs. or a combination of vehicles having a combined GVWR under 26,001 lbs. when the vehicle is required to display placards for hazardous material or designed to carry 16 passengers (including driver). Group "C" is also any vehicle carrying 15 or less people (including driver) transporting children to or from school and home on a regular basis for compensation.

# PRINCIPAL CLASSES OF MOTOR VEHICLE DEATHS



Of the 1,300 motor vehicle deaths in Michigan in 1992, more than half occurred in nondaylight crashes. Nonpedestrians (mostly occupants of motor vehicles) accounted for 87% of the deaths.